

Databases, Tables & Calculators by Subject

Change Output Options:

From: To: [GO](#)

include graphs include annual averages

Data extracted on: August 19, 2021 (8:38:29 AM)

Local Area Unemployment Statistics

Series Id: LASST390000000000003
 Seasonally Adjusted
Area: Ohio
Area Type: Statewide
State/Region/Division: Ohio



Economy in Ashville, Ohio

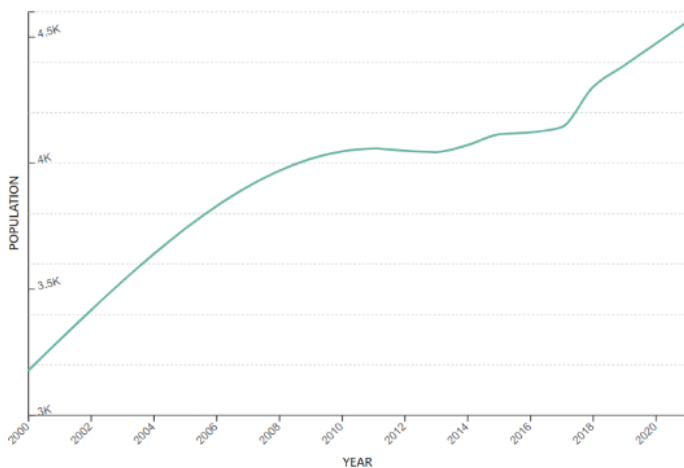
Ashville has an unemployment rate of 4.2%. The Ohio average is 5.5%. The US average is 6.0%. May 2021

Ashville has seen the job market increase by 0.5% over the last year. Future job growth over the next ten years is predicted to be 32.0%, which is lower than the US average of 33.5%.

The average household income in Ashville is \$77,976 with a poverty rate of 7.32%. The median rental costs in recent years comes to \$734 per month, and the median house value is \$154,600. The median age in Ashville is 29.8 years, 29 years for males, and 31.9 years for females.

2019 Poverty Rate 7.32% 18.5% 1-Year Increase 2019 Median Household Income \$76,970 6.93% 1-Year Growth
 2019 Employed Population 2,116 5.59% 1-Year Growth
 Ashville, Ohio Population 2021

4,557



State	Ohio
County	Pickaway County
Land Area (mi ²)	2.2 sq mi
Density (mi ²)	2,044.50/sq mi
2020 Growth Rate	1.92%
Growth Since 2010	11.23%
Rank in State	269th
Rank in Country	5026th

Ashville is a village located in Pickaway County Ohio. With a 2020 population of 4,557, it is the 269th largest in Ohio and the 5026th largest in the United States. Ashville is currently growing at a rate of 1.92% annually and its population has increased by 11.23% since the most recent census, which recorded a population of 4,097 in 2010.

Ashville reached it's highest population of 4,557 in 2021. Spanning over 2 miles, Ashville has a population density of 2,045 people per square mile.

The average household income in Ashville is \$77,976 with a poverty rate of 7.32%. The median rental costs in recent years comes to \$734 per month, and the median house value is \$154,600. The median age in Ashville is 29.8 years, 29 years for males, and 31.9 years for females.



Employment Status in Ashville, Ohio (Village)

Ashville, Ohio (Village)

4,142

1,435

Overview

Population

Age and Sex

Race and Ethnicity

Household Types

Marital Status

National Origin

Ancestry

Languages

Household Income

Employment Status

Overview

In the Columbus Area

In Ohio

In the Midwest

In the United States

Definitions

More Maps

Food Stamps

Occupations

Industries

Sectors

Educational Attainment

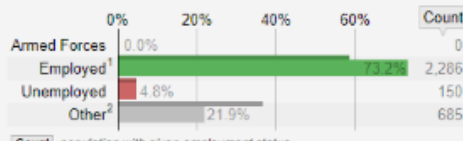
School Enrollment

Employment Status #1

Percentage of population aged 25 to 64 years old.

Scope: population of Ohio and Ashville

Ashville Ohio



Block Groups



Relative Household Income Percentiles #2

Selected measures of household income in Ashville, as a percentage more or less than Ohio at large.

Scope: households in Ohio and Ashville

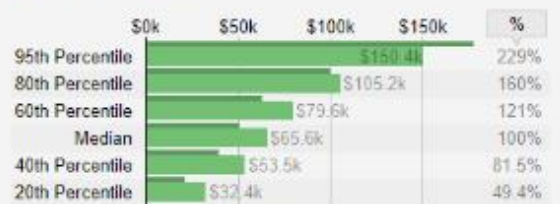


\$ given measure of household income in Ashville
ref. given measure of household income in Ohio

Household Income Percentiles #1

Scope: households in Ohio and Ashville

Ashville Ohio



as percentage of median household income