

General Plan Water System Improvements

Village of Ashville, Ohio
Draft March 28, 2023



REPORT 2023



Submitted by Jones & Henry Engineers, Ltd.
4357 Ferguson Drive, Suite 220, Cincinnati, OH 45245

Jones & Henry
Engineers

Table of Contents

Section 1 – Introduction	3
Section 2 – Purpose	4
Section 3 – Existing Situation	5
3.1 Raw Water	5
3.2 Treated Water.....	6
3.3 Drinking Water Problems.....	6
3.4 Existing Service Area and Population Served.....	6
3.5 Existing Water Demand	7
3.6 Existing Facilities	8
Section 4 – Future Conditions	19
4.1 Future Major Construction Projects.	19
4.2 Projected Service Area and Population	19
4.3 Projected Water Demand	20
Section 5 – Alternatives Considered	23
5.1 Regionalization – Connecting to Existing Nearby Water System	23
5.2 New Water Treatment Plant.....	23
5.3 Rehab Existing Facility.....	28
Section 6 – Alternative Selection	30
Section 7 – Basis of Design	31
Section 8 – Preliminary Estimates	34
8.1 New Water Treatment Plant Capital Costs	34
8.2 New Water Tower Capital Costs	35
8.3 User Rates and Funding	35
Section 9 – Public Participation	36
Section 10 – Environmental Issues	37

List of Tables

Table 1 Raw Water Quality	5
Table 2 Treated Water Quality	6
Table 3 Village of Ashville Population Data	7
Table 4 Pickaway County Population Data	7
Table 5 Customer Classification.....	7
Table 6 Water Demand (mgd)	8
Table 7 Filter Media Analysis Data	13
Table 8 Ashville Projected Service Area Population	19
Table 9 Water Projections and Projections	21
Table 10 IX vs. RO Cost Summary	26
Table 11 New Water Treatment Plant Capital Costs	34
Table 12 New Water Tower Capital Costs	35

List of Figures

Figure 1: Chlorine Storage Room
Figure 2: Chlorine Feed Point
Figure 3: Aerator
Figure 4: Access to Detention Tank
Figure 5: Filters 1 & 2
Figure 6: Filters 3 & 4
Figure 7: Clearwell
Figure 8: High Service Pumps
Figure 9: Softeners from 1948
Figure 10: Softeners from 1970
Figure 11: Generator and Electrical Control Panel
Figure 12: Building Conditions
Figure 13: Ashville Population Projection
Figure 14: Historical Production and Future Projections

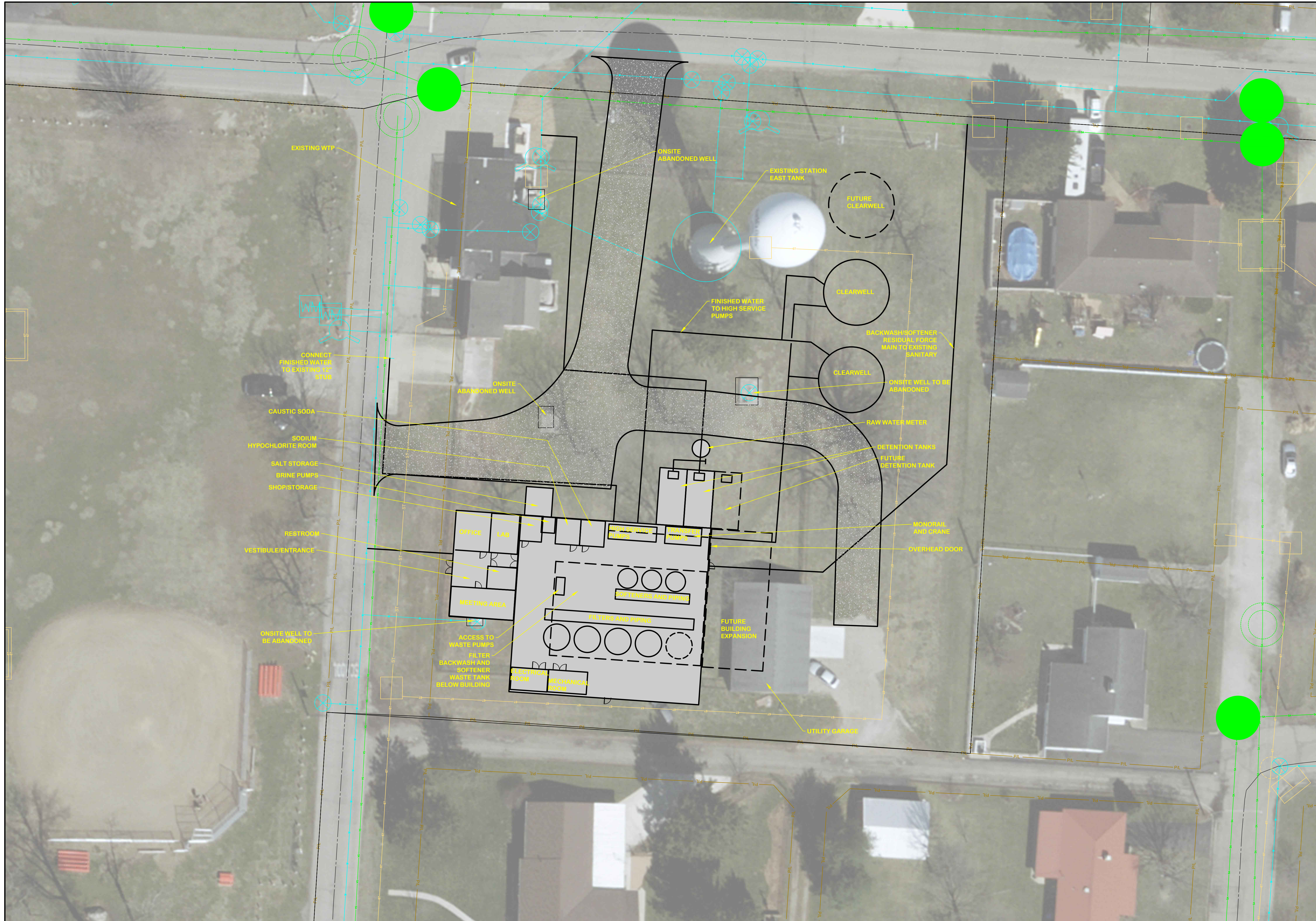
Appendices


Appendix A – Existing Location Map
Appendix B – Site Plans
Appendix C – Process Flow Diagram

APPENDIX B

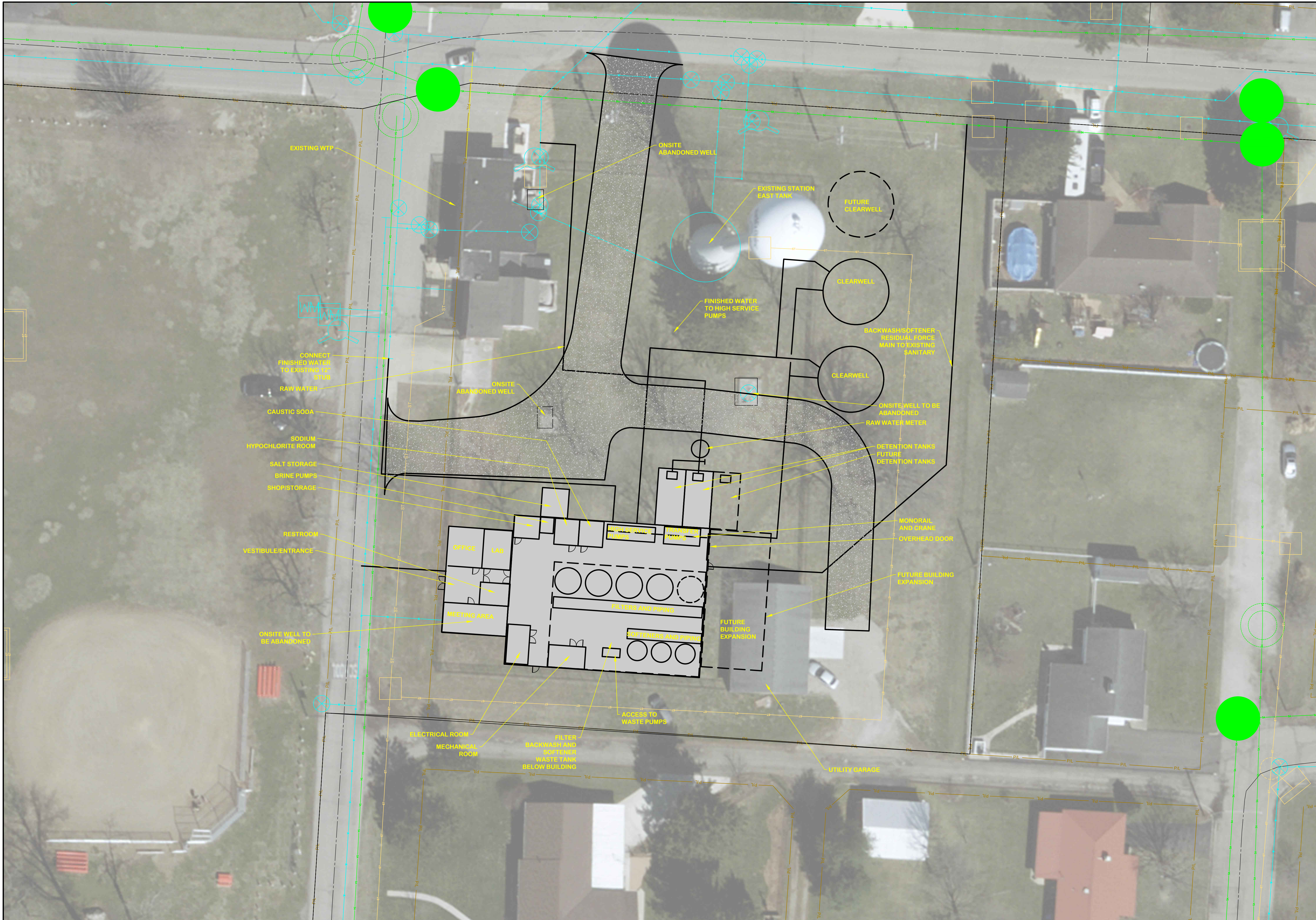
Site Plan

TOL-7988001FIGURES-FIGURE 3
 3/2/2023 6:20 AM - BRILL
 3/2/2023 12:34 PM




SITE PLAN OPTION I - VERTICAL FILTERS AND IX SOFTENING PROPOSED WTP	
JOB NO. 1000-7988.001 SCALE 1"=20' <small>THIS LINE SCALES IF WHEN PLOTTED TO NOTED SCALE</small> DESIGNED LH DRAWN BJD CHECKED JDM STATUS: PRELIMINARY DATE: 1/3/23 SHEET NO. FIG-3 3 OF 7	Jones & Henry Engineers, Ltd.  Fluid thinking® www.JHeng.com <small>REVISIONS AFTER ISSUED FOR BID</small> <small>NO. DATE</small>

TOL-7988001FIGURES-FIGURE 4
3/2/2023 6:20 AM - BDRILL
3/2/2023 12:34 PM



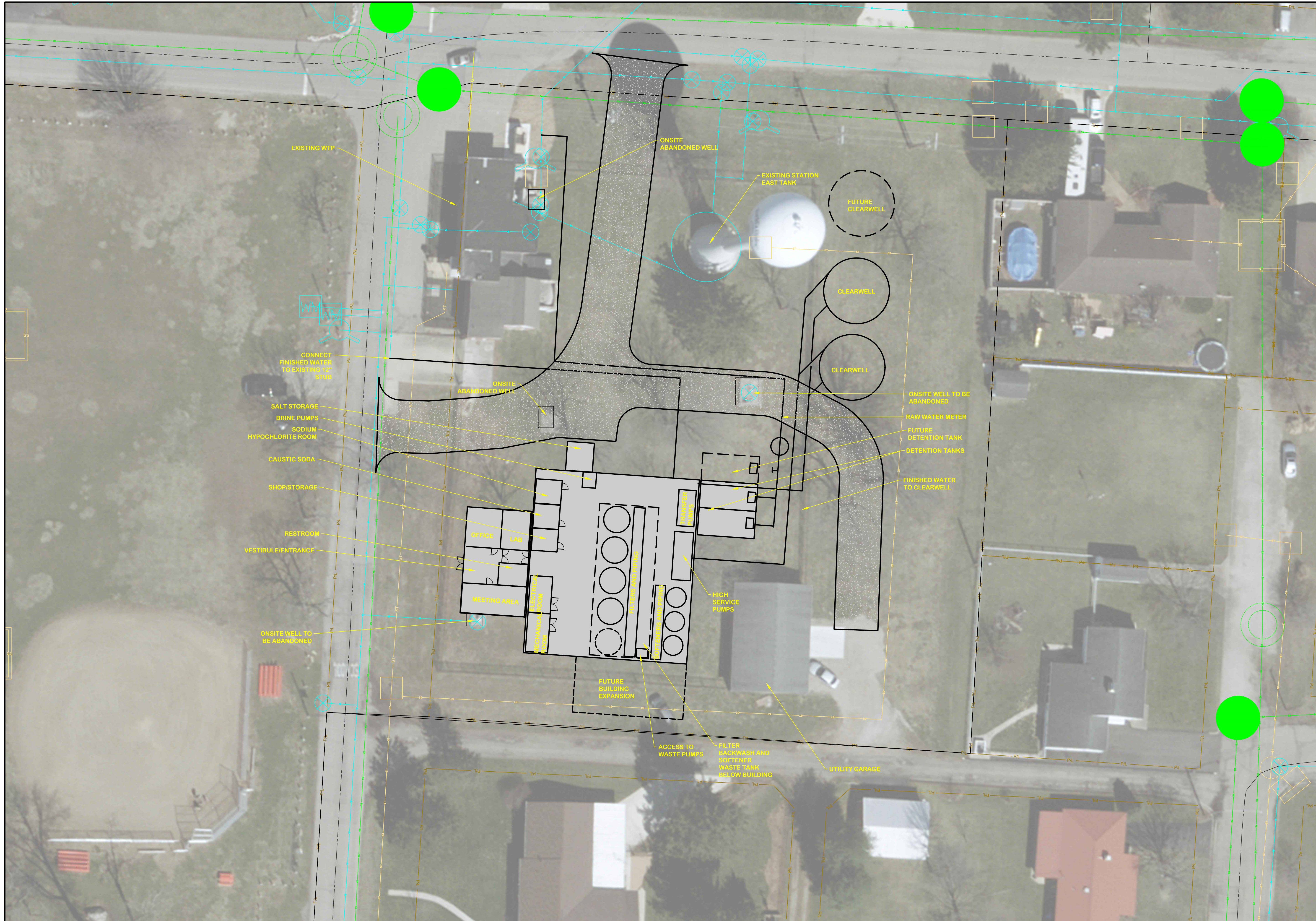
SITE PLAN
OPTION 2 - VERTICAL FILTERS AND IX SOFTENING
PROPOSED WTP

BY: _____
DATE: _____
NO. _____
REVISIONS AFTER ISSUED FOR BID

Jones & Henry
Engineers, Ltd.

Fluid thinking®
www.JHeng.com

JOB NO. 1000-7988.001
SCALE 1"=20'
THIS LINE SCALES IF WHEN PLOTTED TO NOTED SCALE
DESIGNED LH DRAWN BJD CHECKED JDM
STATUS: PRELIMINARY
DATE: 1/3/23
SHEET NO. FIG-4
4 of 7

TOL-7988001/FIGURES-FIGURE 5
 3/2/2023 8:20 AM - BRILL
 3/2/2023 12:34 PM



SITE PLAN
OPTION 3 - VERTICAL FILTERS AND IX SOFTENING
PROPOSED WTP

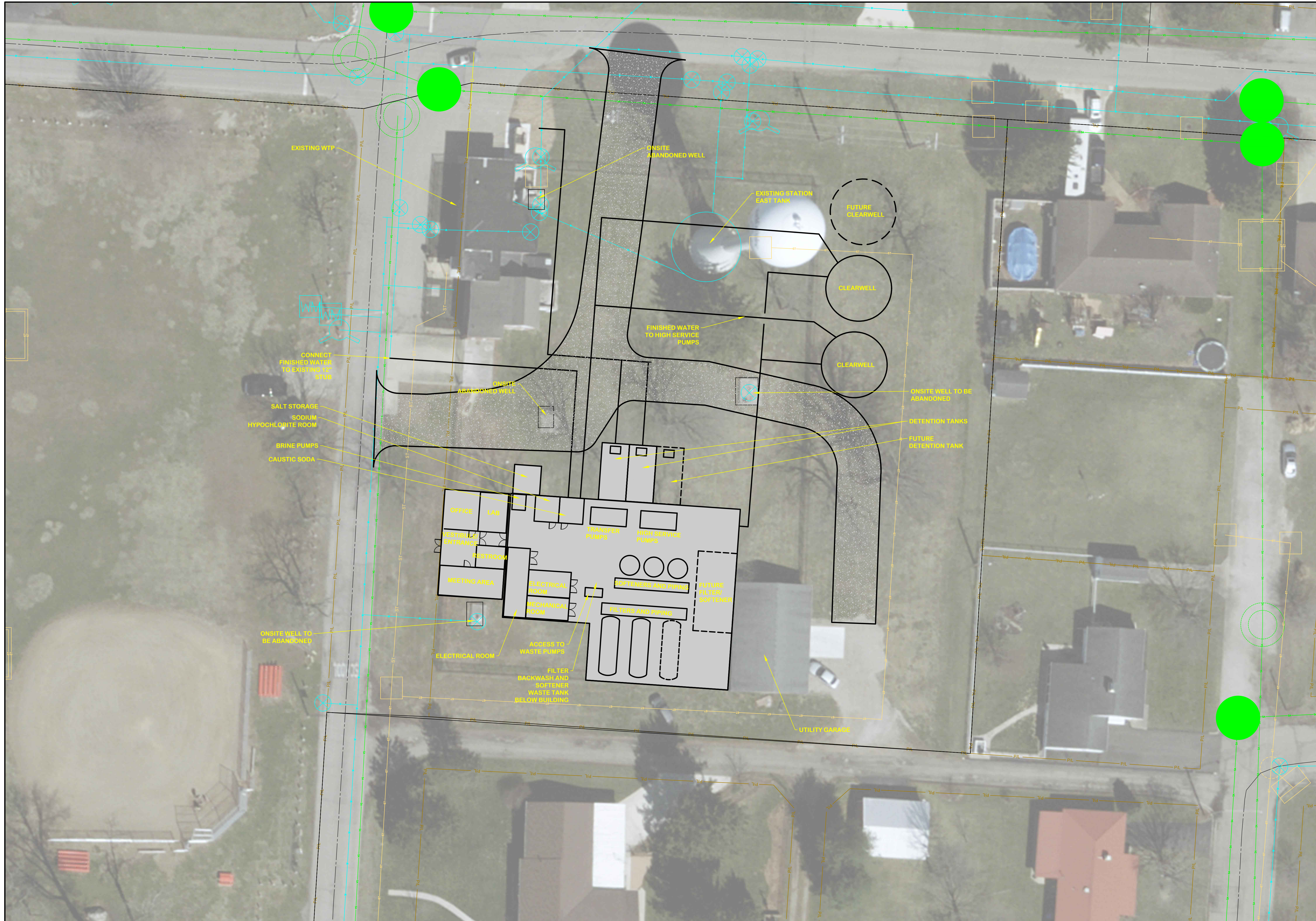
NO. 11
 DATE
 REVISIONS AFTER ISSUED FOR BID
 BY


Jones & Henry Engineers, Ltd.

 Fluid thinking.[®]
 www.JHeng.com

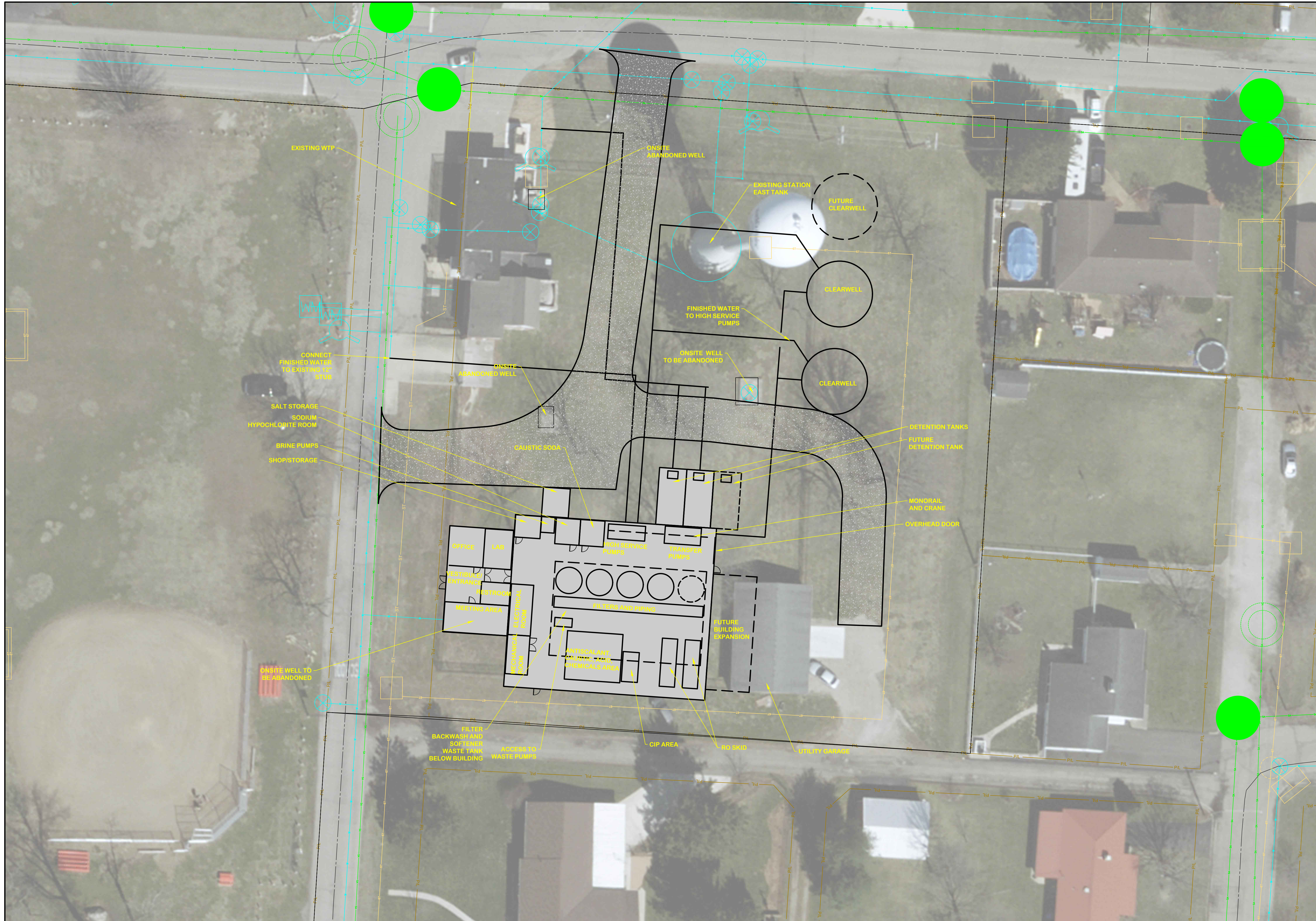
JOB NO. 1000-7988.001		
SCALE 1"=20'		
THIS LINE SCALES IF WHEN PLOTTED TO NOTED SCALE		
DESIGNED LH	DRAWN BJD	CHECKED JDM
STATUS: PRELIMINARY		
DATE: 1/3/23		
SHEET NO.		
FIG-5		
5 of 7		

TOL-7988001-FIGURES-FIGURE 6
 3/2/2023 8:20 AM - BRILL
 3/2/2023 12:34 PM




SITE PLAN OPTION 4 - HORIZONTAL FILTERS AND IX SOFTENING PROPOSED WTP	
JOB NO. 1000-7988.001 SCALE 1"=20' <small>THIS LINE SCALES IF WHEN PLOTTED TO NOTED SCALE</small> DESIGNED LH DRAWN BJD CHECKED JDM STATUS: PRELIMINARY DATE: 1/3/23 SHEET NO. FIG-6 6 OF 7	Jones & Henry Engineers, Ltd.  Fluid thinking® www.JHeng.com <small>REVISIONS AFTER ISSUED FOR BID</small> <small>NO. DATE BY</small>

TOL-7988001-FIGURES-FIGURE 7
 3/2/2023 8:20 AM - BRILL
 3/2/2023 12:34 PM



SITE PLAN
OPTION 5 - VERTICAL FILTERS AND RO SOFTENING
PROPOSED WTP

NO. 11
 DATE
 REVISIONS AFTER ISSUED FOR BID
 BY

Jones & Henry Engineers, Ltd.

 Fluid thinking.[®]
 www.JHeng.com

JOB NO.	1000-7988.001
SCALE	1"=20'
THIS LINE SCALES IF WHEN PLOTTED TO NOTED SCALE	
DESIGNED	LH
DRAWN	BJD
CHECKED	JDM
STATUS	PRELIMINARY
DATE	1/3/23
SHEET NO.	FIG-7
	7 OF 7