

Databases, Tables & Calculators by Subject

Change Output Options:

From: To: [GO](#)

include graphs include annual averages

Data extracted on: August 19, 2021 (8:38:29 AM)

Local Area Unemployment Statistics

Series Id: LASST390000000000003
 Seasonally Adjusted
Area: Ohio
Area Type: Statewide
State/Region/Division: Ohio



Economy in Ashville, Ohio

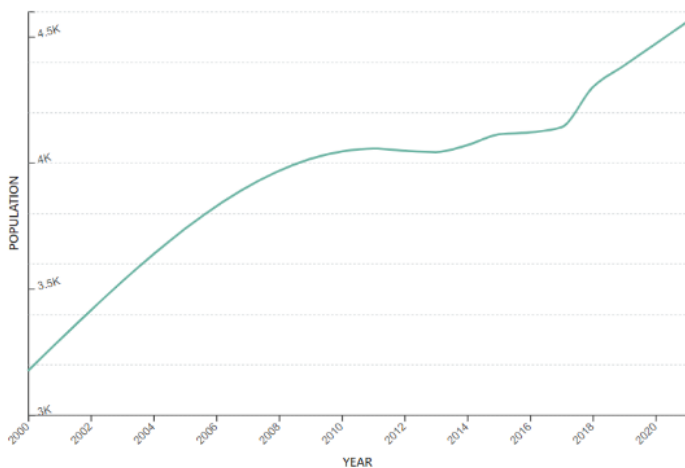
Ashville has an unemployment rate of 4.2%. The Ohio average is 5.5%. The US average is 6.0%. May 2021

Ashville has seen the job market increase by 0.5% over the last year. Future job growth over the next ten years is predicted to be 32.0%, which is lower than the US average of 33.5%.

The average household income in Ashville is \$77,976 with a poverty rate of 7.32%. The median rental costs in recent years comes to \$734 per month, and the median house value is \$154,600. The median age in Ashville is 29.8 years, 29 years for males, and 31.9 years for females.

2019 Poverty Rate 7.32% 18.5% 1-Year Increase 2019 Median Household Income \$76,970 6.93% 1-Year Growth
 2019 Employed Population 2,116 5.59% 1-Year Growth
 Ashville, Ohio Population 2021

4,557



State	Ohio
County	Pickaway County
Land Area (mi ²)	2.2 sq mi
Density (mi ²)	2,044.50/sq mi
2020 Growth Rate	1.92%
Growth Since 2010	11.23%
Rank in State	269th
Rank in Country	5026th

Ashville is a village located in Pickaway County Ohio. With a 2020 population of 4,557, it is the 269th largest in Ohio and the 5026th largest in the United States. Ashville is currently growing at a rate of 1.92% annually and its population has increased by 11.23% since the most recent census, which recorded a population of 4,097 in 2010.

Ashville reached it's highest population of 4,557 in 2021. Spanning over 2 miles, Ashville has a population density of 2,045 people per square mile.

The average household income in Ashville is \$77,976 with a poverty rate of 7.32%. The median rental costs in recent years comes to \$734 per month, and the median house value is \$154,600. The median age in Ashville is 29.8 years, 29 years for males, and 31.9 years for females.



Employment Status in Ashville, Ohio (Village)

Ashville, Ohio (Village)

👤 4,142

🏠 1,435

[Overview](#)

[Population](#)

[Age and Sex](#)

[Race and Ethnicity](#)

[Household Types](#)

[Marital Status](#)

[National Origin](#)

[Ancestry](#)

[Languages](#)

[Household Income](#)

Employment Status

[Overview](#)

[In the Columbus Area](#)

[In Ohio](#)

[In the Midwest](#)

[In the United States](#)

[Definitions](#)

[More Maps](#)

[Food Stamps](#)

[Occupations](#)

[Industries](#)

[Sectors](#)

[Educational Attainment](#)

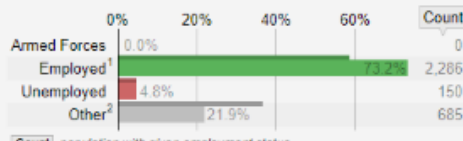
[School Enrollment](#)

Employment Status #1

Percentage of population aged 25 to 64 years old.

Scope: population of Ohio and Ashville

■ Ashville — Ohio



Block Groups



Relative Household Income Percentiles #2

Selected measures of household income in Ashville, as a percentage more or less than Ohio at large.

Scope: households in Ohio and Ashville



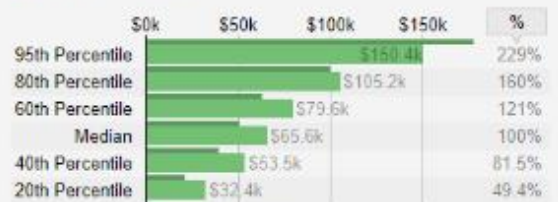
§ given measure of household income in Ashville

ref. given measure of household income in Ohio

Household Income Percentiles #1

Scope: households in Ohio and Ashville

■ Ashville — Ohio



§ as percentage of median household income