

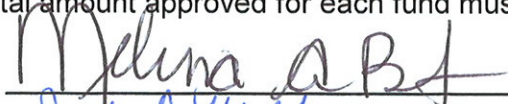
CERTIFICATE OF THE COUNTY BUDGET COMMISSION


The Budget Commission of Pickaway County, Ohio, hereby makes the following Official Certificate of Estimated Resources for the Village of Ashville for the fiscal year beginning January 1st, 2017.


Fund	Unencumbered Balance Jan. 1, 2017	Property Tax	Other Sources	Total
General	\$0.28	\$153,000.00	\$1,527,522.00	\$1,680,522.28
Street Construction	\$1,203.23	\$0.00	\$120,931.00	\$122,134.23
State Highway	\$331.15	\$0.00	\$9,468.00	\$9,799.15
Parks and Recreation	\$0.73	\$0.00	\$0.00	\$0.73
Drug Law Enforcement	\$0.00	\$0.00	\$0.00	\$0.00
Permissive Motor Vehicle	\$27,543.59	\$0.00	\$82,082.00	\$109,625.59
Police Education	\$0.00	\$0.00	\$2,500.00	\$2,500.00
Street Building Code	\$1,078.26	\$0.00	\$1,500.00	\$2,578.26
Surface Water Building Code	\$85.80	\$0.00	\$1,500.00	\$1,585.80
General Fund Building Code	\$578.14	\$0.00	\$1,500.00	\$2,078.14
Mayors Court Computer Fund	\$390.04	\$0.00	\$1,000.00	\$1,390.04
Grant Construction 4201	\$32,685.08	\$0.00	\$0.00	\$32,685.08
Grant Construction 4202	\$0.00	\$0.00	\$0.00	\$0.00
Griggs RR Crossing relocation	\$215,853.37	\$0.00	\$0.00	\$215,853.37
Water Operating	\$249,951.87	\$0.00	\$706,169.00	\$956,120.87
Sewer Operating	\$106,558.37	\$0.00	\$591,670.00	\$698,228.37
Water Improvement	\$3,626.08	\$0.00	\$12,000.00	\$15,626.08
Sewer Improvement	\$60,233.82	\$0.00	\$941,119.00	\$1,001,352.82
Randolph St. Storm/Water	\$0.30	\$0.00	\$0.00	\$0.30
Storm/Water Sanitary Improve	\$260.18	\$0.00	\$88,022.00	\$88,282.18
FmHA Sinking Fund	\$0.34	\$0.00	\$0.00	\$0.34
FmHA Debt Reserve	\$0.00	\$0.00	\$0.00	\$0.00
FmHA Debt Surplus	\$0.00	\$0.00	\$0.00	\$0.00
Enterprise Deposit Fund	\$1,314.21	\$0.00	\$3,600.00	\$4,914.21
Developer Revolving Fund	\$0.82	\$0.00	\$0.00	\$0.82
Totals:	\$701,695.66	\$153,000.00	\$4,090,583.00	\$4,945,278.66

The Budget Commission further certifies that its action on the foregoing budget and the County Auditor's estimate of the rate of each tax necessary to be levied within and without the 10 mill limitation is set forth in the proper columns of the preceding pages, and the total amount approved for each fund must govern the amount of appropriation from such fund.

Date: August 12, 2016







Budget
Commission

Financial Worksheet - Budget

TAX BUDGET 2017

Year 2016

Fund Classification: 1000 General

Fund Name: General

Description	2014	2015	Current 2016	2017
Fund Balance 1/1	\$586,104.42	\$479,948.03	\$376,117.52	\$108,673.28
Fund Balance Adjustments	\$0.00	\$3,751.00	\$0.00	\$0.00
Revenues				
Property and Other Local Taxes				
Real Estate Tax	\$145,785.44	\$140,669.79	\$159,000.00	\$0.00
Personal Property Tax	\$0.00	\$0.00	\$0.00	\$0.00
Municipal Income Tax	\$1,026,809.75	\$1,093,962.30	\$1,022,516.00	\$0.00
Other - Local Taxes	\$0.00	\$0.00	\$0.00	\$0.00
State Shared Taxes				
Local Government	\$64,338.95	\$59,811.50	\$57,257.00	\$0.00
Inheritance Tax	\$0.00	\$0.00	\$0.00	\$0.00
Property Tax Allocation	\$0.00	\$0.00	\$0.00	\$0.00
Other - State Shared Taxes and Permits	\$3,306.10	\$3,432.80	\$4,241.00	\$0.00
Intergovernmental	\$0.00	\$0.00	\$0.00	\$0.00
Special Assessments	\$0.00	\$0.00	\$0.00	\$0.00
Charges for Services	\$332,221.06	\$332,408.77	\$328,118.00	\$0.00
Fines, Licenses and Permits	\$63,004.56	\$80,610.84	\$70,352.00	\$0.00
Earnings on Investments	\$1,736.92	\$1,924.94	\$2,068.00	\$0.00
Miscellaneous	\$4,384.58	\$2,400.66	\$11,000.00	\$0.00
Total Revenue	\$1,641,587.36	\$1,715,221.60	\$1,654,552.00	\$0.00
Expenditures				
Police Enforcement - Salaries	\$411,970.58	\$443,988.64	\$436,412.67	\$0.00
Police Enforcement - Other	\$297,700.71	\$340,390.68	\$410,810.82	\$0.00
Street Lighting - Other	\$42,538.87	\$43,413.00	\$45,715.00	\$0.00
Payment to County Health District - Other	\$9,811.33	\$9,145.35	\$9,920.00	\$0.00
Other Public Health Services - Other	\$0.00	\$0.00	\$1,600.00	\$0.00
Recreation - Other	\$2,093.47	\$2,214.19	\$3,241.00	\$0.00
Provide and Maintain Parks - Salaries	\$9,983.35	\$26,076.40	\$22,376.41	\$0.00

Financial Worksheet - Budget

TAX BUDGET 2017

Year 2016

Fund Classification: 1000 General

Fund Name: General

Description	2014	2015	Current 2016	2017
Provide and Maintain Parks - Other	\$14,954.02	\$23,518.02	\$32,450.00	\$0.00
Cultural Facilities - Other	\$4,735.21	\$3,255.95	\$3,403.00	\$0.00
Community Planning and Zoning - Salaries	\$10,681.70	\$15,351.86	\$24,398.20	\$0.00
Community Planning and Zoning - Other	\$20,375.43	\$26,954.91	\$31,719.00	\$0.00
Other Community Environment - Other	\$0.00	\$0.00	\$0.00	\$0.00
Water - Other	\$0.00	\$0.00	\$0.00	\$0.00
Refuse Collection and Disposal - Salaries	\$8,064.21	\$10,119.09	\$11,123.00	\$0.00
Refuse Collection and Disposal - Other	\$327,336.79	\$324,189.01	\$318,719.01	\$0.00
Street Construction and Reconstruction - Salaries	\$97,085.19	\$77,763.59	\$65,146.82	\$0.00
Street Construction and Reconstruction - Other	\$63,507.52	\$46,666.71	\$44,411.00	\$0.00
Traffic Signs and Signals - Other	\$0.00	\$709.61	\$731.00	\$0.00
Sidewalks - Other	\$1,844.00	\$10,041.33	\$11,343.00	\$0.00
Mayor and Administrative Offices - Salaries	\$45,509.90	\$48,380.51	\$67,643.39	\$0.00
Mayor and Administrative Offices - Other	\$33,304.35	\$53,040.41	\$50,747.00	\$0.00
Legislative Activities - Salaries	\$18,223.02	\$19,877.35	\$20,786.45	\$0.00
Legislative Activities - Other	\$35,444.73	\$57,436.27	\$72,643.80	\$0.00
Mayor's Court - Salaries	\$0.00	\$6,565.60	\$7,312.84	\$0.00
Mayor's Court - Other	\$8,992.59	\$11,414.61	\$14,014.00	\$0.00
Clerk - Treasurer - Salaries	\$21,916.15	\$20,691.66	\$22,009.45	\$0.00
Clerk - Treasurer - Other	\$11,177.57	\$10,532.71	\$14,232.00	\$0.00
Lands and Buildings - Salaries	\$1,844.40	\$3,590.33	\$10,000.00	\$0.00
Lands and Buildings - Other	\$33,944.95	\$43,025.40	\$51,383.76	\$0.00
Boards and Commissions - Other	\$0.00	\$0.00	\$0.00	\$0.00
Property Tax Collection Fees - Other	\$3,023.64	\$2,397.73	\$2,470.00	\$0.00
Auditor of State Fees - Other	\$0.00	\$5,000.00	\$0.00	\$0.00
Income Tax Administration - Salaries	\$32,969.34	\$26,918.42	\$27,333.62	\$0.00
Income Tax Administration - Other	\$67,732.93	\$82,838.77	\$87,900.00	\$0.00
Distribution of Income Tax - Other Government - Other	\$0.00	\$0.00	\$0.00	\$0.00

Financial Worksheet - Budget

TAX BUDGET 2017

Year 2016

Fund Classification: 1000 General

Fund Name: General

Description	2014	2015	Current 2016	2017
Other General Government - Other	\$0.00	\$0.00	\$0.00	\$0.00
Debt Service - Other	\$27,295.00	\$27,295.00	\$0.00	\$0.00
Total Expenditures	\$1,664,060.95	\$1,822,803.11	\$1,921,996.24	\$0.00
Other Financing Sources & Uses				
Sources				
Sale of Bonds	\$0.00	\$0.00	\$0.00	\$0.00
Sale of Notes	\$0.00	\$0.00	\$0.00	\$0.00
Other Debt Proceeds	\$0.00	\$0.00	\$0.00	\$0.00
Sale of Fixed Assets	\$0.00	\$0.00	\$0.00	\$0.00
Transfers - In	\$0.00	\$0.00	\$0.00	\$0.00
Advances - In	\$0.00	\$0.00	\$0.00	\$0.00
Special Items	\$0.00	\$0.00	\$0.00	\$0.00
Extraordinary Items	\$0.00	\$0.00	\$0.00	\$0.00
Other - Other Financing Sources	\$0.00	\$0.00	\$0.00	\$0.00
Uses				
Transfers - Out	-\$83,682.80	\$0.00	\$0.00	\$0.00
Advances - Out	\$0.00	\$0.00	\$0.00	\$0.00
Contingencies	\$0.00	\$0.00	\$0.00	\$0.00
Other - Other Financing Uses	\$0.00	\$0.00	\$0.00	\$0.00
Total Other Financing Sources & Uses	-\$83,682.80	\$0.00	\$0.00	\$0.00
Fund Balance 12/31	\$479,948.03	\$376,117.52	\$108,673.28	\$108,673.28
Less: Encumbrances 12/31	\$31,703.27	\$32,570.24	\$0.00	\$0.00
Less: Reserve Balance 12/31	\$0.00	\$0.00	\$0.00	\$0.00
Unencumbered Undesignated 12/31	\$448,244.76	\$343,547.28	\$108,673.28	\$108,673.28

Each Fund Balance 1/1 reflects the prior year's Fund Balance 12/31, not its Unencumbered Undesignated 12/31. Encumbrances 12/31 and Reserve Balance 12/31 should become expenditures in subsequent years.

Financial Worksheet - Budget

TAX BUDGET 2017

Year 2016

Fund Classification: 2011 Special Revenue

Fund Name: Street Construction Maint. & Repair

Description	2014	2015	Current 2016	2017
Fund Balance 1/1	\$58,446.03	\$68,731.38	\$12,278.32	\$0.76
Fund Balance Adjustments	\$0.00	\$62,116.00	\$0.00	\$0.00
Revenues				
Property and Other Local Taxes				
Real Estate Tax	\$0.00	\$0.00	\$0.00	\$0.00
Personal Property Tax	\$0.00	\$0.00	\$0.00	\$0.00
Municipal Income Tax	\$0.00	\$0.00	\$0.00	\$0.00
Other - Local Taxes	\$0.00	\$0.00	\$0.00	\$0.00
State Shared Taxes				
Local Government	\$0.00	\$0.00	\$0.00	\$0.00
Inheritance Tax	\$0.00	\$0.00	\$0.00	\$0.00
Property Tax Allocation	\$0.00	\$0.00	\$0.00	\$0.00
Other - State Shared Taxes and Permits	\$110,298.02	\$158,563.81	\$116,393.00	\$0.00
Intergovernmental	\$0.00	\$0.00	\$0.00	\$0.00
Special Assessments	\$0.00	\$0.00	\$0.00	\$0.00
Charges for Services	\$0.00	\$0.00	\$0.00	\$0.00
Fines, Licenses and Permits	\$0.00	\$0.00	\$0.00	\$0.00
Earnings on Investments	\$287.83	\$123.71	\$276.00	\$0.00
Miscellaneous	\$2,603.01	\$0.00	\$4,262.00	\$0.00
Total Revenue	\$113,188.86	\$158,687.52	\$120,931.00	\$0.00
Expenditures				
Street Construction and Reconstruction - Other	\$0.00	\$0.00	\$0.00	\$0.00
Street Maintenance and Repair - Salaries	\$25,174.66	\$44,563.42	\$48,000.04	\$0.00
Street Maintenance and Repair - Other	\$149,244.86	\$183,921.83	\$73,619.23	\$0.00
Street Cleaning, Snow and Ice Removal - Other	\$3,225.60	\$3,451.00	\$3,622.00	\$0.00
Storm Sewers and Drains - Other	\$348.32	\$12.50	\$0.00	\$0.00
Traffic Signs and Signals - Other	\$3,179.58	\$30,384.24	\$500.00	\$0.00
Debt Service - Other	\$5,413.29	\$14,923.59	\$7,467.29	\$0.00

Financial Worksheet - Budget

TAX BUDGET 2017

Year 2016

Fund Classification: 2011 Special Revenue

Fund Name: Street Construction Maint. & Repair

Description	2014	2015	Current 2016	2017
Total Expenditures	\$186,586.31	\$277,256.58	\$133,208.56	\$0.00
Other Financing Sources & Uses				
Sources				
Sale of Bonds	\$0.00	\$0.00	\$0.00	\$0.00
Sale of Notes	\$0.00	\$0.00	\$0.00	\$0.00
Other Debt Proceeds	\$0.00	\$0.00	\$0.00	\$0.00
Sale of Fixed Assets	\$0.00	\$0.00	\$0.00	\$0.00
Transfers - In	\$83,682.80	\$0.00	\$0.00	\$0.00
Advances - In	\$0.00	\$0.00	\$0.00	\$0.00
Special Items	\$0.00	\$0.00	\$0.00	\$0.00
Extraordinary Items	\$0.00	\$0.00	\$0.00	\$0.00
Other - Other Financing Sources	\$0.00	\$0.00	\$0.00	\$0.00
Uses				
Transfers - Out	\$0.00	\$0.00	\$0.00	\$0.00
Advances - Out	\$0.00	\$0.00	\$0.00	\$0.00
Contingencies	\$0.00	\$0.00	\$0.00	\$0.00
Other - Other Financing Uses	\$0.00	\$0.00	\$0.00	\$0.00
Total Other Financing Sources & Uses	\$83,682.80	\$0.00	\$0.00	\$0.00
Fund Balance 12/31	\$68,731.38	\$12,278.32	\$0.76	\$0.76
Less: Encumbrances 12/31	\$17,889.80	\$12,590.56	\$0.00	\$0.00
Less: Reserve Balance 12/31	\$0.00	\$0.00	\$0.00	\$0.00
Unencumbered Undesignated 12/31	\$50,841.58	-\$312.24	\$0.76	\$0.76

Each Fund Balance 1/1 reflects the prior year's Fund Balance 12/31, not its Unencumbered Undesignated 12/31. Encumbrances 12/31 and Reserve Balance 12/31 should become expenditures in subsequent years.

Financial Worksheet - Budget

TAX BUDGET 2017

Year 2016

Fund Classification: 2021 Special Revenue

Fund Name: State Highway

Description	2014	2015	Current 2016	2017
Fund Balance 1/1	\$1,234.91	\$9,864.15	\$5,241.89	\$960.13
Fund Balance Adjustments	\$0.00	-\$5,614.00	\$0.00	\$0.00
Revenues				
Property and Other Local Taxes				
Real Estate Tax	\$0.00	\$0.00	\$0.00	\$0.00
Personal Property Tax	\$0.00	\$0.00	\$0.00	\$0.00
Municipal Income Tax	\$0.00	\$0.00	\$0.00	\$0.00
Other - Local Taxes	\$0.00	\$0.00	\$0.00	\$0.00
State Shared Taxes				
Local Government	\$0.00	\$0.00	\$0.00	\$0.00
Inheritance Tax	\$0.00	\$0.00	\$0.00	\$0.00
Property Tax Allocation	\$0.00	\$0.00	\$0.00	\$0.00
Other - State Shared Taxes and Permits	\$8,943.41	\$13,006.95	\$9,438.00	\$0.00
Intergovernmental	\$0.00	\$0.00	\$0.00	\$0.00
Special Assessments	\$0.00	\$0.00	\$0.00	\$0.00
Charges for Services	\$0.00	\$0.00	\$0.00	\$0.00
Fines, Licenses and Permits	\$0.00	\$0.00	\$0.00	\$0.00
Earnings on Investments	\$194.65	\$89.99	\$30.00	\$0.00
Miscellaneous	\$0.00	\$0.00	\$0.00	\$0.00
Total Revenue	\$9,138.06	\$13,096.94	\$9,468.00	\$0.00
Expenditures				
Street Maintenance and Repair - Other	\$500.00	\$0.00	\$0.00	\$0.00
Street Cleaning, Snow and Ice Removal - Other	\$0.00	\$0.00	\$0.00	\$0.00
Storm Sewers and Drains - Other	\$0.00	\$0.00	\$0.00	\$0.00
Traffic Signs and Signals - Other	\$8.82	\$12,105.20	\$13,749.76	\$0.00
Total Expenditures	\$508.82	\$12,105.20	\$13,749.76	\$0.00
Other Financing Sources & Uses				
Sources				

Financial Worksheet - Budget

TAX BUDGET 2017

Year 2016

Fund Classification: 2021 Special Revenue

Fund Name: State Highway

Description	2014	2015	Current 2016	2017
Sale of Bonds	\$0.00	\$0.00	\$0.00	\$0.00
Sale of Notes	\$0.00	\$0.00	\$0.00	\$0.00
Other Debt Proceeds	\$0.00	\$0.00	\$0.00	\$0.00
Sale of Fixed Assets	\$0.00	\$0.00	\$0.00	\$0.00
Transfers - In	\$0.00	\$0.00	\$0.00	\$0.00
Advances - In	\$0.00	\$0.00	\$0.00	\$0.00
Special Items	\$0.00	\$0.00	\$0.00	\$0.00
Extraordinary Items	\$0.00	\$0.00	\$0.00	\$0.00
Other - Other Financing Sources	\$0.00	\$0.00	\$0.00	\$0.00
Uses				
Transfers - Out	\$0.00	\$0.00	\$0.00	\$0.00
Advances - Out	\$0.00	\$0.00	\$0.00	\$0.00
Contingencies	\$0.00	\$0.00	\$0.00	\$0.00
Other - Other Financing Uses	\$0.00	\$0.00	\$0.00	\$0.00
Total Other Financing Sources & Uses	\$0.00	\$0.00	\$0.00	\$0.00
Fund Balance 12/31	\$9,864.15	\$5,241.89	\$960.13	\$960.13
Less: Encumbrances 12/31	\$0.00	\$1,281.80	\$0.00	\$0.00
Less: Reserve Balance 12/31	\$0.00	\$0.00	\$0.00	\$0.00
Unencumbered Undesignated 12/31	\$9,864.15	\$3,960.09	\$960.13	\$960.13

Each Fund Balance 1/1 reflects the prior year's Fund Balance 12/31, not its Unencumbered Undesignated 12/31. Encumbrances 12/31 and Reserve Balance 12/31 should become expenditures in subsequent years.

Financial Worksheet - Budget

TAX BUDGET 2017

Year 2016

Fund Classification: 2041 Special Revenue

Fund Name: Parks and Recreation

Description	2014	2015	Current 2016	2017
Fund Balance 1/1	\$3,682.73	\$4,182.73	\$3,732.73	\$0.73
Fund Balance Adjustments	\$0.00	\$0.00	\$0.00	\$0.00
Revenues				
Property and Other Local Taxes				
Real Estate Tax	\$0.00	\$0.00	\$0.00	\$0.00
Personal Property Tax	\$0.00	\$0.00	\$0.00	\$0.00
Municipal Income Tax	\$0.00	\$0.00	\$0.00	\$0.00
Other - Local Taxes	\$0.00	\$0.00	\$0.00	\$0.00
State Shared Taxes				
Local Government	\$0.00	\$0.00	\$0.00	\$0.00
Inheritance Tax	\$0.00	\$0.00	\$0.00	\$0.00
Property Tax Allocation	\$0.00	\$0.00	\$0.00	\$0.00
Other - State Shared Taxes and Permits	\$0.00	\$0.00	\$0.00	\$0.00
Intergovernmental	\$0.00	\$0.00	\$0.00	\$0.00
Special Assessments	\$0.00	\$0.00	\$0.00	\$0.00
Charges for Services	\$0.00	\$0.00	\$0.00	\$0.00
Fines, Licenses and Permits	\$0.00	\$0.00	\$0.00	\$0.00
Earnings on Investments	\$0.00	\$0.00	\$0.00	\$0.00
Miscellaneous	\$500.00	\$0.00	\$0.00	\$0.00
Total Revenue	\$500.00	\$0.00	\$0.00	\$0.00
Expenditures				
Recreation - Other	\$0.00	\$450.00	\$3,732.00	\$0.00
Total Expenditures	\$0.00	\$450.00	\$3,732.00	\$0.00
Other Financing Sources & Uses				
Sources				
Sale of Bonds	\$0.00	\$0.00	\$0.00	\$0.00
Sale of Notes	\$0.00	\$0.00	\$0.00	\$0.00
Other Debt Proceeds	\$0.00	\$0.00	\$0.00	\$0.00

Financial Worksheet - Budget

TAX BUDGET 2017

Year 2016

Fund Classification: 2041 Special Revenue

Fund Name: Parks and Recreation

Description	2014	2015	Current 2016	2017
Sale of Fixed Assets	\$0.00	\$0.00	\$0.00	\$0.00
Transfers - In	\$0.00	\$0.00	\$0.00	\$0.00
Advances - In	\$0.00	\$0.00	\$0.00	\$0.00
Special Items	\$0.00	\$0.00	\$0.00	\$0.00
Extraordinary Items	\$0.00	\$0.00	\$0.00	\$0.00
Other - Other Financing Sources	\$0.00	\$0.00	\$0.00	\$0.00
Uses				
Transfers - Out	\$0.00	\$0.00	\$0.00	\$0.00
Advances - Out	\$0.00	\$0.00	\$0.00	\$0.00
Contingencies	\$0.00	\$0.00	\$0.00	\$0.00
Other - Other Financing Uses	\$0.00	\$0.00	\$0.00	\$0.00
Total Other Financing Sources & Uses	\$0.00	\$0.00	\$0.00	\$0.00
Fund Balance 12/31	\$4,182.73	\$3,732.73	\$0.73	\$0.73
Less: Encumbrances 12/31	\$0.00	\$0.00	\$0.00	\$0.00
Less: Reserve Balance 12/31	\$0.00	\$0.00	\$0.00	\$0.00
Unencumbered Undesignated 12/31	\$4,182.73	\$3,732.73	\$0.73	\$0.73

Each Fund Balance 1/1 reflects the prior year's Fund Balance 12/31, not its Unencumbered Undesignated 12/31. Encumbrances 12/31 and Reserve Balance 12/31 should become expenditures in subsequent years.

Financial Worksheet - Budget

TAX BUDGET 2017

Year 2016

Fund Classification: 2042 Special Revenue

Fund Name: Parks, PIK-010

Description	2014	2015	Current 2016	2017
Fund Balance 1/1	\$0.00	\$0.00	\$0.00	\$0.00
Fund Balance Adjustments	\$0.00	\$0.00	\$0.00	\$0.00
Revenues				
Property and Other Local Taxes				
Real Estate Tax	\$0.00	\$0.00	\$0.00	\$0.00
Personal Property Tax	\$0.00	\$0.00	\$0.00	\$0.00
Municipal Income Tax	\$0.00	\$0.00	\$0.00	\$0.00
Other - Local Taxes	\$0.00	\$0.00	\$0.00	\$0.00
State Shared Taxes				
Local Government	\$0.00	\$0.00	\$0.00	\$0.00
Inheritance Tax	\$0.00	\$0.00	\$0.00	\$0.00
Property Tax Allocation	\$0.00	\$0.00	\$0.00	\$0.00
Other - State Shared Taxes and Permits	\$0.00	\$0.00	\$0.00	\$0.00
Intergovernmental	\$0.00	\$0.00	\$0.00	\$0.00
Special Assessments	\$0.00	\$0.00	\$0.00	\$0.00
Charges for Services	\$0.00	\$0.00	\$0.00	\$0.00
Fines, Licenses and Permits	\$0.00	\$0.00	\$0.00	\$0.00
Earnings on Investments	\$0.00	\$0.00	\$0.00	\$0.00
Miscellaneous	\$0.00	\$0.00	\$0.00	\$0.00
Total Revenue	\$0.00	\$0.00	\$0.00	\$0.00
Expenditures				
Provide and Maintain Parks - Other	\$0.00	\$0.00	\$0.00	\$0.00
Total Expenditures	\$0.00	\$0.00	\$0.00	\$0.00
Other Financing Sources & Uses				
Sources				
Sale of Bonds	\$0.00	\$0.00	\$0.00	\$0.00
Sale of Notes	\$0.00	\$0.00	\$0.00	\$0.00
Other Debt Proceeds	\$0.00	\$0.00	\$0.00	\$0.00

Financial Worksheet - Budget

TAX BUDGET 2017

Year 2016

Fund Classification: 2042 Special Revenue

Fund Name: Parks, PIK-010

Description	2014	2015	Current 2016	2017
Sale of Fixed Assets	\$0.00	\$0.00	\$0.00	\$0.00
Transfers - In	\$0.00	\$0.00	\$0.00	\$0.00
Advances - In	\$0.00	\$0.00	\$0.00	\$0.00
Special Items	\$0.00	\$0.00	\$0.00	\$0.00
Extraordinary Items	\$0.00	\$0.00	\$0.00	\$0.00
Other - Other Financing Sources	\$0.00	\$0.00	\$0.00	\$0.00
Uses				
Transfers - Out	\$0.00	\$0.00	\$0.00	\$0.00
Advances - Out	\$0.00	\$0.00	\$0.00	\$0.00
Contingencies	\$0.00	\$0.00	\$0.00	\$0.00
Other - Other Financing Uses	\$0.00	\$0.00	\$0.00	\$0.00
Total Other Financing Sources & Uses	\$0.00	\$0.00	\$0.00	\$0.00
Fund Balance 12/31	\$0.00	\$0.00	\$0.00	\$0.00
Less: Encumbrances 12/31	\$0.00	\$0.00	\$0.00	\$0.00
Less: Reserve Balance 12/31	\$0.00	\$0.00	\$0.00	\$0.00
Unencumbered Undesignated 12/31	\$0.00	\$0.00	\$0.00	\$0.00

Each Fund Balance 1/1 reflects the prior year's Fund Balance 12/31, not its Unencumbered Undesignated 12/31. Encumbrances 12/31 and Reserve Balance 12/31 should become expenditures in subsequent years.

Financial Worksheet - Budget

TAX BUDGET 2017

Year 2016

Fund Classification: 2081 Special Revenue

Fund Name: Drug Law Enforcement

Description	2014	2015	Current 2016	2017
Fund Balance 1/1	\$70.00	\$70.00	\$70.00	\$0.00
Fund Balance Adjustments	\$0.00	\$0.00	\$0.00	\$0.00
Revenues				
Property and Other Local Taxes				
Real Estate Tax	\$0.00	\$0.00	\$0.00	\$0.00
Personal Property Tax	\$0.00	\$0.00	\$0.00	\$0.00
Municipal Income Tax	\$0.00	\$0.00	\$0.00	\$0.00
Other - Local Taxes	\$0.00	\$0.00	\$0.00	\$0.00
State Shared Taxes				
Local Government	\$0.00	\$0.00	\$0.00	\$0.00
Inheritance Tax	\$0.00	\$0.00	\$0.00	\$0.00
Property Tax Allocation	\$0.00	\$0.00	\$0.00	\$0.00
Other - State Shared Taxes and Permits	\$0.00	\$0.00	\$0.00	\$0.00
Intergovernmental	\$0.00	\$0.00	\$0.00	\$0.00
Special Assessments	\$0.00	\$0.00	\$0.00	\$0.00
Charges for Services	\$0.00	\$0.00	\$0.00	\$0.00
Fines, Licenses and Permits	\$0.00	\$0.00	\$0.00	\$0.00
Earnings on Investments	\$0.00	\$0.00	\$0.00	\$0.00
Miscellaneous	\$0.00	\$0.00	\$0.00	\$0.00
Total Revenue	\$0.00	\$0.00	\$0.00	\$0.00
Expenditures				
Police Enforcement - Other	\$0.00	\$0.00	\$70.00	\$0.00
Total Expenditures	\$0.00	\$0.00	\$70.00	\$0.00
Other Financing Sources & Uses				
Sources				
Sale of Bonds	\$0.00	\$0.00	\$0.00	\$0.00
Sale of Notes	\$0.00	\$0.00	\$0.00	\$0.00
Other Debt Proceeds	\$0.00	\$0.00	\$0.00	\$0.00

Financial Worksheet - Budget

TAX BUDGET 2017

Year 2016

Fund Classification: 2081 Special Revenue

Fund Name: Drug Law Enforcement

Description	2014	2015	Current 2016	2017
Sale of Fixed Assets	\$0.00	\$0.00	\$0.00	\$0.00
Transfers - In	\$0.00	\$0.00	\$0.00	\$0.00
Advances - In	\$0.00	\$0.00	\$0.00	\$0.00
Special Items	\$0.00	\$0.00	\$0.00	\$0.00
Extraordinary Items	\$0.00	\$0.00	\$0.00	\$0.00
Other - Other Financing Sources	\$0.00	\$0.00	\$0.00	\$0.00
Uses				
Transfers - Out	\$0.00	\$0.00	\$0.00	\$0.00
Advances - Out	\$0.00	\$0.00	\$0.00	\$0.00
Contingencies	\$0.00	\$0.00	\$0.00	\$0.00
Other - Other Financing Uses	\$0.00	\$0.00	\$0.00	\$0.00
Total Other Financing Sources & Uses	\$0.00	\$0.00	\$0.00	\$0.00
Fund Balance 12/31	\$70.00	\$70.00	\$0.00	\$0.00
Less: Encumbrances 12/31	\$0.00	\$0.00	\$0.00	\$0.00
Less: Reserve Balance 12/31	\$0.00	\$0.00	\$0.00	\$0.00
Unencumbered Undesignated 12/31	\$70.00	\$70.00	\$0.00	\$0.00

Each Fund Balance 1/1 reflects the prior year's Fund Balance 12/31, not its Unencumbered Undesignated 12/31. Encumbrances 12/31 and Reserve Balance 12/31 should become expenditures in subsequent years.

Financial Worksheet - Budget

TAX BUDGET 2017

Year 2016

Fund Classification: 2101 Special Revenue

Fund Name: Permissive Motor Vehicle License Tax

Description	2014	2015	Current 2016	2017
Fund Balance 1/1	\$27,215.96	\$41,549.28	\$17,695.59	\$27,543.59
Fund Balance Adjustments	\$0.00	-\$60,253.00	\$0.00	\$0.00
Revenues				
Property and Other Local Taxes				
Real Estate Tax	\$0.00	\$0.00	\$0.00	\$0.00
Personal Property Tax	\$0.00	\$0.00	\$0.00	\$0.00
Municipal Income Tax	\$0.00	\$0.00	\$0.00	\$0.00
Other - Local Taxes	\$0.00	\$0.00	\$0.00	\$0.00
State Shared Taxes				
Local Government	\$0.00	\$0.00	\$0.00	\$0.00
Inheritance Tax	\$0.00	\$0.00	\$0.00	\$0.00
Property Tax Allocation	\$0.00	\$0.00	\$0.00	\$0.00
Other - State Shared Taxes and Permits	\$60,131.21	\$31,024.33	\$60,000.00	\$0.00
Intergovernmental	\$32,040.01	\$21,042.71	\$22,000.00	\$0.00
Special Assessments	\$0.00	\$0.00	\$0.00	\$0.00
Charges for Services	\$0.00	\$0.00	\$0.00	\$0.00
Fines, Licenses and Permits	\$0.00	\$0.00	\$0.00	\$0.00
Earnings on Investments	\$160.35	\$220.90	\$82.00	\$0.00
Miscellaneous	\$0.00	\$0.00	\$0.00	\$0.00
Total Revenue	\$92,331.57	\$52,287.94	\$82,082.00	\$0.00
Expenditures				
Street Construction and Reconstruction - Other	\$77,998.25	\$15,888.63	\$66,937.16	\$0.00
Storm Sewers and Drains - Other	\$0.00	\$0.00	\$0.00	\$0.00
Debt Service - Other	\$0.00	\$0.00	\$5,296.84	\$0.00
Total Expenditures	\$77,998.25	\$15,888.63	\$72,234.00	\$0.00
Other Financing Sources & Uses				
Sources				
Sale of Bonds	\$0.00	\$0.00	\$0.00	\$0.00

Financial Worksheet - Budget

TAX BUDGET 2017

Year 2016

Fund Classification: 2101 Special Revenue

Fund Name: Permissive Motor Vehicle License Tax

Description	2014	2015	Current 2016	2017
Sale of Notes	\$0.00	\$0.00	\$0.00	\$0.00
Other Debt Proceeds	\$0.00	\$0.00	\$0.00	\$0.00
Sale of Fixed Assets	\$0.00	\$0.00	\$0.00	\$0.00
Transfers - In	\$0.00	\$0.00	\$0.00	\$0.00
Advances - In	\$0.00	\$0.00	\$0.00	\$0.00
Special Items	\$0.00	\$0.00	\$0.00	\$0.00
Extraordinary Items	\$0.00	\$0.00	\$0.00	\$0.00
Other - Other Financing Sources	\$0.00	\$0.00	\$0.00	\$0.00
Uses				
Transfers - Out	\$0.00	\$0.00	\$0.00	\$0.00
Advances - Out	\$0.00	\$0.00	\$0.00	\$0.00
Contingencies	\$0.00	\$0.00	\$0.00	\$0.00
Other - Other Financing Uses	\$0.00	\$0.00	\$0.00	\$0.00
Total Other Financing Sources & Uses	\$0.00	\$0.00	\$0.00	\$0.00
Fund Balance 12/31	\$41,549.28	\$17,695.59	\$27,543.59	\$27,543.59
Less: Encumbrances 12/31	\$1,443.50	\$0.00	\$0.00	\$0.00
Less: Reserve Balance 12/31	\$0.00	\$0.00	\$0.00	\$0.00
Unencumbered Undesignated 12/31	\$40,105.78	\$17,695.59	\$27,543.59	\$27,543.59

Each Fund Balance 1/1 reflects the prior year's Fund Balance 12/31, not its Unencumbered Undesignated 12/31. Encumbrances 12/31 and Reserve Balance 12/31 should become expenditures in subsequent years.

Financial Worksheet - Budget

TAX BUDGET 2017

Year 2016

Fund Classification: 2271 Special Revenue

Fund Name: POLICE EDUCATION

Description	2014	2015	Current 2016	2017
Fund Balance 1/1	\$830.00	\$830.00	\$2,190.00	\$0.00
Fund Balance Adjustments	\$0.00	\$0.00	\$0.00	\$0.00
Revenues				
Property and Other Local Taxes				
Real Estate Tax	\$0.00	\$0.00	\$0.00	\$0.00
Personal Property Tax	\$0.00	\$0.00	\$0.00	\$0.00
Municipal Income Tax	\$0.00	\$0.00	\$0.00	\$0.00
Other - Local Taxes	\$0.00	\$0.00	\$0.00	\$0.00
State Shared Taxes				
Local Government	\$0.00	\$0.00	\$0.00	\$0.00
Inheritance Tax	\$0.00	\$0.00	\$0.00	\$0.00
Property Tax Allocation	\$0.00	\$0.00	\$0.00	\$0.00
Other - State Shared Taxes and Permits	\$0.00	\$0.00	\$0.00	\$0.00
Intergovernmental	\$0.00	\$1,360.00	\$0.00	\$0.00
Special Assessments	\$0.00	\$0.00	\$0.00	\$0.00
Charges for Services	\$0.00	\$0.00	\$0.00	\$0.00
Fines, Licenses and Permits	\$0.00	\$0.00	\$0.00	\$0.00
Earnings on Investments	\$0.00	\$0.00	\$0.00	\$0.00
Miscellaneous	\$0.00	\$0.00	\$0.00	\$0.00
Total Revenue	\$0.00	\$1,360.00	\$0.00	\$0.00
Expenditures				
Police Enforcement - Other	\$0.00	\$0.00	\$2,190.00	\$0.00
Total Expenditures	\$0.00	\$0.00	\$2,190.00	\$0.00
Other Financing Sources & Uses				
Sources				
Sale of Bonds	\$0.00	\$0.00	\$0.00	\$0.00
Sale of Notes	\$0.00	\$0.00	\$0.00	\$0.00
Other Debt Proceeds	\$0.00	\$0.00	\$0.00	\$0.00

Financial Worksheet - Budget

TAX BUDGET 2017

Year 2016

Fund Classification: 2271 Special Revenue

Fund Name: POLICE EDUCATION

Description	2014	2015	Current 2016	2017
Sale of Fixed Assets	\$0.00	\$0.00	\$0.00	\$0.00
Transfers - In	\$0.00	\$0.00	\$0.00	\$0.00
Advances - In	\$0.00	\$0.00	\$0.00	\$0.00
Special Items	\$0.00	\$0.00	\$0.00	\$0.00
Extraordinary Items	\$0.00	\$0.00	\$0.00	\$0.00
Other - Other Financing Sources	\$0.00	\$0.00	\$0.00	\$0.00
Uses				
Transfers - Out	\$0.00	\$0.00	\$0.00	\$0.00
Advances - Out	\$0.00	\$0.00	\$0.00	\$0.00
Contingencies	\$0.00	\$0.00	\$0.00	\$0.00
Other - Other Financing Uses	\$0.00	\$0.00	\$0.00	\$0.00
Total Other Financing Sources & Uses	\$0.00	\$0.00	\$0.00	\$0.00
Fund Balance 12/31	\$830.00	\$2,190.00	\$0.00	\$0.00
Less: Encumbrances 12/31	\$0.00	\$0.00	\$0.00	\$0.00
Less: Reserve Balance 12/31	\$0.00	\$0.00	\$0.00	\$0.00
Unencumbered Undesignated 12/31	\$830.00	\$2,190.00	\$0.00	\$0.00

Each Fund Balance 1/1 reflects the prior year's Fund Balance 12/31, not its Unencumbered Undesignated 12/31. Encumbrances 12/31 and Reserve Balance 12/31 should become expenditures in subsequent years.

Financial Worksheet - Budget

TAX BUDGET 2017

Year 2016

Fund Classification: 2901 Special Revenue

Fund Name: Street Building Code

Description	2014	2015	Current 2016	2017
Fund Balance 1/1	\$27,346.41	\$22,812.75	\$14,061.25	\$1,078.26
Fund Balance Adjustments	\$0.00	\$0.00	\$0.00	\$0.00
Revenues				
Property and Other Local Taxes				
Real Estate Tax	\$0.00	\$0.00	\$0.00	\$0.00
Personal Property Tax	\$0.00	\$0.00	\$0.00	\$0.00
Municipal Income Tax	\$0.00	\$0.00	\$0.00	\$0.00
Other - Local Taxes	\$0.00	\$0.00	\$0.00	\$0.00
State Shared Taxes				
Local Government	\$0.00	\$0.00	\$0.00	\$0.00
Inheritance Tax	\$0.00	\$0.00	\$0.00	\$0.00
Property Tax Allocation	\$0.00	\$0.00	\$0.00	\$0.00
Other - State Shared Taxes and Permits	\$0.00	\$0.00	\$0.00	\$0.00
Intergovernmental	\$0.00	\$0.00	\$0.00	\$0.00
Special Assessments	\$0.00	\$0.00	\$0.00	\$0.00
Charges for Services	\$0.00	\$0.00	\$0.00	\$0.00
Fines, Licenses and Permits	\$466.34	\$233.00	\$500.00	\$0.00
Earnings on Investments	\$0.00	\$0.00	\$0.00	\$0.00
Miscellaneous	\$0.00	\$0.00	\$0.00	\$0.00
Total Revenue	\$466.34	\$233.00	\$500.00	\$0.00
Expenditures				
Street Construction and Reconstruction - Other	\$5,000.00	\$8,984.50	\$13,482.99	\$0.00
Total Expenditures	\$5,000.00	\$8,984.50	\$13,482.99	\$0.00
Other Financing Sources & Uses				
Sources				
Sale of Bonds	\$0.00	\$0.00	\$0.00	\$0.00
Sale of Notes	\$0.00	\$0.00	\$0.00	\$0.00
Other Debt Proceeds	\$0.00	\$0.00	\$0.00	\$0.00

Financial Worksheet - Budget

TAX BUDGET 2017

Year 2016

Fund Classification: 2901 Special Revenue

Fund Name: Street Building Code

Description	2014	2015	Current 2016	2017
Sale of Fixed Assets	\$0.00	\$0.00	\$0.00	\$0.00
Transfers - In	\$0.00	\$0.00	\$0.00	\$0.00
Advances - In	\$0.00	\$0.00	\$0.00	\$0.00
Special Items	\$0.00	\$0.00	\$0.00	\$0.00
Extraordinary Items	\$0.00	\$0.00	\$0.00	\$0.00
Other - Other Financing Sources	\$0.00	\$0.00	\$0.00	\$0.00
Uses				
Transfers - Out	\$0.00	\$0.00	\$0.00	\$0.00
Advances - Out	\$0.00	\$0.00	\$0.00	\$0.00
Contingencies	\$0.00	\$0.00	\$0.00	\$0.00
Other - Other Financing Uses	\$0.00	\$0.00	\$0.00	\$0.00
Total Other Financing Sources & Uses	\$0.00	\$0.00	\$0.00	\$0.00
Fund Balance 12/31	\$22,812.75	\$14,061.25	\$1,078.26	\$1,078.26
Less: Encumbrances 12/31	\$0.00	\$1,982.99	\$0.00	\$0.00
Less: Reserve Balance 12/31	\$0.00	\$0.00	\$0.00	\$0.00
Unencumbered Undesignated 12/31	\$22,812.75	\$12,078.26	\$1,078.26	\$1,078.26

Each Fund Balance 1/1 reflects the prior year's Fund Balance 12/31, not its Unencumbered Undesignated 12/31. Encumbrances 12/31 and Reserve Balance 12/31 should become expenditures in subsequent years.

Financial Worksheet - Budget

TAX BUDGET 2017

Year 2016

Fund Classification: 2902 Special Revenue

Fund Name: Surface Water Building Code

Description	2014	2015	Current 2016	2017
Fund Balance 1/1	\$221.47	\$452.80	\$685.80	\$85.80
Fund Balance Adjustments	\$0.00	\$0.00	\$0.00	\$0.00
Revenues				
Property and Other Local Taxes				
Real Estate Tax	\$0.00	\$0.00	\$0.00	\$0.00
Personal Property Tax	\$0.00	\$0.00	\$0.00	\$0.00
Municipal Income Tax	\$0.00	\$0.00	\$0.00	\$0.00
Other - Local Taxes	\$0.00	\$0.00	\$0.00	\$0.00
State Shared Taxes				
Local Government	\$0.00	\$0.00	\$0.00	\$0.00
Inheritance Tax	\$0.00	\$0.00	\$0.00	\$0.00
Property Tax Allocation	\$0.00	\$0.00	\$0.00	\$0.00
Other - State Shared Taxes and Permits	\$0.00	\$0.00	\$0.00	\$0.00
Intergovernmental	\$0.00	\$0.00	\$0.00	\$0.00
Special Assessments	\$0.00	\$0.00	\$0.00	\$0.00
Charges for Services	\$0.00	\$0.00	\$0.00	\$0.00
Fines, Licenses and Permits	\$466.33	\$233.00	\$500.00	\$0.00
Earnings on Investments	\$0.00	\$0.00	\$0.00	\$0.00
Miscellaneous	\$0.00	\$0.00	\$0.00	\$0.00
Total Revenue	\$466.33	\$233.00	\$500.00	\$0.00
Expenditures				
Storm Sewers and Drains - Other	\$235.00	\$0.00	\$1,100.00	\$0.00
Total Expenditures	\$235.00	\$0.00	\$1,100.00	\$0.00
Other Financing Sources & Uses				
Sources				
Sale of Bonds	\$0.00	\$0.00	\$0.00	\$0.00
Sale of Notes	\$0.00	\$0.00	\$0.00	\$0.00
Other Debt Proceeds	\$0.00	\$0.00	\$0.00	\$0.00

Financial Worksheet - Budget

TAX BUDGET 2017

Year 2016

Fund Classification: 2902 Special Revenue

Fund Name: Surface Water Building Code

Description	2014	2015	Current 2016	2017
Sale of Fixed Assets	\$0.00	\$0.00	\$0.00	\$0.00
Transfers - In	\$0.00	\$0.00	\$0.00	\$0.00
Advances - In	\$0.00	\$0.00	\$0.00	\$0.00
Special Items	\$0.00	\$0.00	\$0.00	\$0.00
Extraordinary Items	\$0.00	\$0.00	\$0.00	\$0.00
Other - Other Financing Sources	\$0.00	\$0.00	\$0.00	\$0.00
Uses				
Transfers - Out	\$0.00	\$0.00	\$0.00	\$0.00
Advances - Out	\$0.00	\$0.00	\$0.00	\$0.00
Contingencies	\$0.00	\$0.00	\$0.00	\$0.00
Other - Other Financing Uses	\$0.00	\$0.00	\$0.00	\$0.00
Total Other Financing Sources & Uses	\$0.00	\$0.00	\$0.00	\$0.00
Fund Balance 12/31	\$452.80	\$685.80	\$85.80	\$85.80
Less: Encumbrances 12/31	\$0.00	\$0.00	\$0.00	\$0.00
Less: Reserve Balance 12/31	\$0.00	\$0.00	\$0.00	\$0.00
Unencumbered Undesignated 12/31	\$452.80	\$685.80	\$85.80	\$85.80

Each Fund Balance 1/1 reflects the prior year's Fund Balance 12/31, not its Unencumbered Undesignated 12/31. Encumbrances 12/31 and Reserve Balance 12/31 should become expenditures in subsequent years.

Financial Worksheet - Budget

TAX BUDGET 2017

Year 2016

Fund Classification: 2903 Special Revenue

Fund Name: General Fund Building Code

Description	2014	2015	Current 2016	2017
Fund Balance 1/1	\$38,456.81	\$38,924.14	\$13,002.14	\$578.14
Fund Balance Adjustments	\$0.00	\$0.00	\$0.00	\$0.00
Revenues				
Property and Other Local Taxes				
Real Estate Tax	\$0.00	\$0.00	\$0.00	\$0.00
Personal Property Tax	\$0.00	\$0.00	\$0.00	\$0.00
Municipal Income Tax	\$0.00	\$0.00	\$0.00	\$0.00
Other - Local Taxes	\$0.00	\$0.00	\$0.00	\$0.00
State Shared Taxes				
Local Government	\$0.00	\$0.00	\$0.00	\$0.00
Inheritance Tax	\$0.00	\$0.00	\$0.00	\$0.00
Property Tax Allocation	\$0.00	\$0.00	\$0.00	\$0.00
Other - State Shared Taxes and Permits	\$0.00	\$0.00	\$0.00	\$0.00
Intergovernmental	\$0.00	\$0.00	\$0.00	\$0.00
Special Assessments	\$0.00	\$0.00	\$0.00	\$0.00
Charges for Services	\$0.00	\$0.00	\$0.00	\$0.00
Fines, Licenses and Permits	\$467.33	\$234.00	\$500.00	\$0.00
Earnings on Investments	\$0.00	\$0.00	\$0.00	\$0.00
Miscellaneous	\$0.00	\$0.00	\$0.00	\$0.00
Total Revenue	\$467.33	\$234.00	\$500.00	\$0.00
Expenditures				
Other General Government - Other	\$0.00	\$26,156.00	\$12,924.00	\$0.00
Total Expenditures	\$0.00	\$26,156.00	\$12,924.00	\$0.00
Other Financing Sources & Uses				
Sources				
Sale of Bonds	\$0.00	\$0.00	\$0.00	\$0.00
Sale of Notes	\$0.00	\$0.00	\$0.00	\$0.00
Other Debt Proceeds	\$0.00	\$0.00	\$0.00	\$0.00

Financial Worksheet - Budget

TAX BUDGET 2017

Year 2016

Fund Classification: 2903 Special Revenue

Fund Name: General Fund Building Code

Description	2014	2015	Current 2016	2017
Sale of Fixed Assets	\$0.00	\$0.00	\$0.00	\$0.00
Transfers - In	\$0.00	\$0.00	\$0.00	\$0.00
Advances - In	\$0.00	\$0.00	\$0.00	\$0.00
Special Items	\$0.00	\$0.00	\$0.00	\$0.00
Extraordinary Items	\$0.00	\$0.00	\$0.00	\$0.00
Other - Other Financing Sources	\$0.00	\$0.00	\$0.00	\$0.00
Uses				
Transfers - Out	\$0.00	\$0.00	\$0.00	\$0.00
Advances - Out	\$0.00	\$0.00	\$0.00	\$0.00
Contingencies	\$0.00	\$0.00	\$0.00	\$0.00
Other - Other Financing Uses	\$0.00	\$0.00	\$0.00	\$0.00
Total Other Financing Sources & Uses	\$0.00	\$0.00	\$0.00	\$0.00
Fund Balance 12/31	\$38,924.14	\$13,002.14	\$578.14	\$578.14
Less: Encumbrances 12/31	\$0.00	\$0.00	\$0.00	\$0.00
Less: Reserve Balance 12/31	\$0.00	\$0.00	\$0.00	\$0.00
Unencumbered Undesignated 12/31	\$38,924.14	\$13,002.14	\$578.14	\$578.14

Each Fund Balance 1/1 reflects the prior year's Fund Balance 12/31, not its Unencumbered Undesignated 12/31. Encumbrances 12/31 and Reserve Balance 12/31 should become expenditures in subsequent years.

Financial Worksheet - Budget

TAX BUDGET 2017

Year 2016

Fund Classification: 2904 Special Revenue

Fund Name: MAYORS COURT COMPUTER FUND

Description	2014	2015	Current 2016	2017
Fund Balance 1/1	\$1,254.04	\$1,204.04	\$881.04	\$390.04
Fund Balance Adjustments	\$0.00	\$0.00	\$0.00	\$0.00
Revenues				
Property and Other Local Taxes				
Real Estate Tax	\$0.00	\$0.00	\$0.00	\$0.00
Personal Property Tax	\$0.00	\$0.00	\$0.00	\$0.00
Municipal Income Tax	\$0.00	\$0.00	\$0.00	\$0.00
Other - Local Taxes	\$0.00	\$0.00	\$0.00	\$0.00
State Shared Taxes				
Local Government	\$0.00	\$0.00	\$0.00	\$0.00
Inheritance Tax	\$0.00	\$0.00	\$0.00	\$0.00
Property Tax Allocation	\$0.00	\$0.00	\$0.00	\$0.00
Other - State Shared Taxes and Permits	\$0.00	\$0.00	\$0.00	\$0.00
Intergovernmental	\$0.00	\$0.00	\$0.00	\$0.00
Special Assessments	\$0.00	\$0.00	\$0.00	\$0.00
Charges for Services	\$0.00	\$0.00	\$0.00	\$0.00
Fines, Licenses and Permits	\$370.00	\$410.00	\$1,000.00	\$0.00
Earnings on Investments	\$0.00	\$0.00	\$0.00	\$0.00
Miscellaneous	\$0.00	\$0.00	\$0.00	\$0.00
Total Revenue	\$370.00	\$410.00	\$1,000.00	\$0.00
Expenditures				
Mayor's Court - Other	\$420.00	\$733.00	\$1,491.00	\$0.00
Total Expenditures	\$420.00	\$733.00	\$1,491.00	\$0.00
Other Financing Sources & Uses				
Sources				
Sale of Bonds	\$0.00	\$0.00	\$0.00	\$0.00
Sale of Notes	\$0.00	\$0.00	\$0.00	\$0.00
Other Debt Proceeds	\$0.00	\$0.00	\$0.00	\$0.00

Financial Worksheet - Budget

TAX BUDGET 2017

Year 2016

Fund Classification: 2904 Special Revenue

Fund Name: MAYORS COURT COMPUTER FUND

Description	2014	2015	Current 2016	2017
Sale of Fixed Assets	\$0.00	\$0.00	\$0.00	\$0.00
Transfers - In	\$0.00	\$0.00	\$0.00	\$0.00
Advances - In	\$0.00	\$0.00	\$0.00	\$0.00
Special Items	\$0.00	\$0.00	\$0.00	\$0.00
Extraordinary Items	\$0.00	\$0.00	\$0.00	\$0.00
Other - Other Financing Sources	\$0.00	\$0.00	\$0.00	\$0.00
Uses				
Transfers - Out	\$0.00	\$0.00	\$0.00	\$0.00
Advances - Out	\$0.00	\$0.00	\$0.00	\$0.00
Contingencies	\$0.00	\$0.00	\$0.00	\$0.00
Other - Other Financing Uses	\$0.00	\$0.00	\$0.00	\$0.00
Total Other Financing Sources & Uses	\$0.00	\$0.00	\$0.00	\$0.00
Fund Balance 12/31	\$1,204.04	\$881.04	\$390.04	\$390.04
Less: Encumbrances 12/31	\$0.00	\$0.00	\$0.00	\$0.00
Less: Reserve Balance 12/31	\$0.00	\$0.00	\$0.00	\$0.00
Unencumbered Undesignated 12/31	\$1,204.04	\$881.04	\$390.04	\$390.04

Each Fund Balance 1/1 reflects the prior year's Fund Balance 12/31, not its Unencumbered Undesignated 12/31. Encumbrances 12/31 and Reserve Balance 12/31 should become expenditures in subsequent years.

Financial Worksheet - Budget

TAX BUDGET 2017

Year 2016

Fund Classification: 2905 Special Revenue

Fund Name: FEMA

Description	2014	2015	Current 2016	2017
Fund Balance 1/1	\$0.00	\$0.00	\$0.00	\$0.00
Fund Balance Adjustments	\$0.00	\$0.00	\$0.00	\$0.00
Revenues				
Property and Other Local Taxes				
Real Estate Tax	\$0.00	\$0.00	\$0.00	\$0.00
Personal Property Tax	\$0.00	\$0.00	\$0.00	\$0.00
Municipal Income Tax	\$0.00	\$0.00	\$0.00	\$0.00
Other - Local Taxes	\$0.00	\$0.00	\$0.00	\$0.00
State Shared Taxes				
Local Government	\$0.00	\$0.00	\$0.00	\$0.00
Inheritance Tax	\$0.00	\$0.00	\$0.00	\$0.00
Property Tax Allocation	\$0.00	\$0.00	\$0.00	\$0.00
Other - State Shared Taxes and Permits	\$0.00	\$0.00	\$0.00	\$0.00
Intergovernmental	\$0.00	\$0.00	\$0.00	\$0.00
Special Assessments	\$0.00	\$0.00	\$0.00	\$0.00
Charges for Services	\$0.00	\$0.00	\$0.00	\$0.00
Fines, Licenses and Permits	\$0.00	\$0.00	\$0.00	\$0.00
Earnings on Investments	\$0.00	\$0.00	\$0.00	\$0.00
Miscellaneous	\$0.00	\$0.00	\$0.00	\$0.00
Total Revenue	\$0.00	\$0.00	\$0.00	\$0.00
Expenditures				
Other Transportation - Other	\$0.00	\$0.00	\$0.00	\$0.00
Total Expenditures	\$0.00	\$0.00	\$0.00	\$0.00
Other Financing Sources & Uses				
Sources				
Sale of Bonds	\$0.00	\$0.00	\$0.00	\$0.00
Sale of Notes	\$0.00	\$0.00	\$0.00	\$0.00
Other Debt Proceeds	\$0.00	\$0.00	\$0.00	\$0.00

Financial Worksheet - Budget

TAX BUDGET 2017

Year 2016

Fund Classification: 2905 Special Revenue

Fund Name: FEMA

Description	2014	2015	Current 2016	2017
Sale of Fixed Assets	\$0.00	\$0.00	\$0.00	\$0.00
Transfers - In	\$0.00	\$0.00	\$0.00	\$0.00
Advances - In	\$0.00	\$0.00	\$0.00	\$0.00
Special Items	\$0.00	\$0.00	\$0.00	\$0.00
Extraordinary Items	\$0.00	\$0.00	\$0.00	\$0.00
Other - Other Financing Sources	\$0.00	\$0.00	\$0.00	\$0.00
Uses				
Transfers - Out	\$0.00	\$0.00	\$0.00	\$0.00
Advances - Out	\$0.00	\$0.00	\$0.00	\$0.00
Contingencies	\$0.00	\$0.00	\$0.00	\$0.00
Other - Other Financing Uses	\$0.00	\$0.00	\$0.00	\$0.00
Total Other Financing Sources & Uses	\$0.00	\$0.00	\$0.00	\$0.00
Fund Balance 12/31	\$0.00	\$0.00	\$0.00	\$0.00
Less: Encumbrances 12/31	\$0.00	\$0.00	\$0.00	\$0.00
Less: Reserve Balance 12/31	\$0.00	\$0.00	\$0.00	\$0.00
Unencumbered Undesignated 12/31	\$0.00	\$0.00	\$0.00	\$0.00

Each Fund Balance 1/1 reflects the prior year's Fund Balance 12/31, not its Unencumbered Undesignated 12/31. Encumbrances 12/31 and Reserve Balance 12/31 should become expenditures in subsequent years.

Financial Worksheet - Budget

TAX BUDGET 2017

Year 2016

Fund Classification: 4201 Capital Projects

Fund Name: Grant Construction

Description	2014	2015	Current 2016	2017
Fund Balance 1/1	\$0.31	\$0.31	\$0.31	\$32,685.08
Fund Balance Adjustments	\$0.00	\$0.00	\$0.00	\$0.00
Revenues				
Property and Other Local Taxes				
Real Estate Tax	\$0.00	\$0.00	\$0.00	\$0.00
Personal Property Tax	\$0.00	\$0.00	\$0.00	\$0.00
Municipal Income Tax	\$0.00	\$0.00	\$0.00	\$0.00
Other - Local Taxes	\$0.00	\$0.00	\$0.00	\$0.00
State Shared Taxes				
Local Government	\$0.00	\$0.00	\$0.00	\$0.00
Inheritance Tax	\$0.00	\$0.00	\$0.00	\$0.00
Property Tax Allocation	\$0.00	\$0.00	\$0.00	\$0.00
Other - State Shared Taxes and Permits	\$0.00	\$0.00	\$0.00	\$0.00
Intergovernmental	\$0.00	\$0.00	\$0.00	\$0.00
Special Assessments	\$0.00	\$32,643.36	\$745,000.00	\$0.00
Charges for Services	\$0.00	\$0.00	\$0.00	\$0.00
Fines, Licenses and Permits	\$0.00	\$0.00	\$0.00	\$0.00
Earnings on Investments	\$0.00	\$0.00	\$0.00	\$0.00
Miscellaneous	\$0.00	\$0.00	\$0.00	\$0.00
Total Revenue	\$0.00	\$32,643.36	\$745,000.00	\$0.00
Expenditures				
Capital Outlay - Other	\$0.00	\$32,643.36	\$712,315.23	\$0.00
Total Expenditures	\$0.00	\$32,643.36	\$712,315.23	\$0.00
Other Financing Sources & Uses				
Sources				
Sale of Bonds	\$0.00	\$0.00	\$0.00	\$0.00
Sale of Notes	\$0.00	\$0.00	\$0.00	\$0.00
Other Debt Proceeds	\$0.00	\$0.00	\$0.00	\$0.00

Financial Worksheet - Budget

TAX BUDGET 2017

Year 2016

Fund Classification: 4201 Capital Projects

Fund Name: Grant Construction

Description	2014	2015	Current 2016	2017
Sale of Fixed Assets	\$0.00	\$0.00	\$0.00	\$0.00
Transfers - In	\$0.00	\$0.00	\$0.00	\$0.00
Advances - In	\$0.00	\$0.00	\$0.00	\$0.00
Special Items	\$0.00	\$0.00	\$0.00	\$0.00
Extraordinary Items	\$0.00	\$0.00	\$0.00	\$0.00
Other - Other Financing Sources	\$0.00	\$0.00	\$0.00	\$0.00
Uses				
Transfers - Out	\$0.00	\$0.00	\$0.00	\$0.00
Advances - Out	\$0.00	\$0.00	\$0.00	\$0.00
Contingencies	\$0.00	\$0.00	\$0.00	\$0.00
Other - Other Financing Uses	\$0.00	\$0.00	\$0.00	\$0.00
Total Other Financing Sources & Uses	\$0.00	\$0.00	\$0.00	\$0.00
Fund Balance 12/31	\$0.31	\$0.31	\$32,685.08	\$32,685.08
Less: Encumbrances 12/31	\$744,958.59	\$712,315.23	\$0.00	\$0.00
Less: Reserve Balance 12/31	\$0.00	\$0.00	\$0.00	\$0.00
Unencumbered Undesignated 12/31	-\$744,958.28	-\$712,314.92	\$32,685.08	\$32,685.08

Each Fund Balance 1/1 reflects the prior year's Fund Balance 12/31, not its Unencumbered Undesignated 12/31. Encumbrances 12/31 and Reserve Balance 12/31 should become expenditures in subsequent years.

Financial Worksheet - Budget

TAX BUDGET 2017

Year 2016

Fund Classification: 4203 Capital Projects

Fund Name: GRIGGS RR CROSSING RELOCATION

Description	2014	2015	Current 2016	2017
Fund Balance 1/1	\$0.00	\$0.00	\$0.00	\$215,853.37
Fund Balance Adjustments	\$0.00	\$0.00	\$0.00	\$0.00
Revenues				
Property and Other Local Taxes				
Real Estate Tax	\$0.00	\$0.00	\$0.00	\$0.00
Personal Property Tax	\$0.00	\$0.00	\$0.00	\$0.00
Municipal Income Tax	\$0.00	\$0.00	\$0.00	\$0.00
Other - Local Taxes	\$0.00	\$0.00	\$0.00	\$0.00
State Shared Taxes				
Local Government	\$0.00	\$0.00	\$0.00	\$0.00
Inheritance Tax	\$0.00	\$0.00	\$0.00	\$0.00
Property Tax Allocation	\$0.00	\$0.00	\$0.00	\$0.00
Other - State Shared Taxes and Permits	\$0.00	\$0.00	\$0.00	\$0.00
Intergovernmental	\$0.00	\$0.00	\$0.00	\$0.00
Special Assessments	\$2,850.15	\$213,003.09	\$726,911.00	\$0.00
Charges for Services	\$0.00	\$0.00	\$0.00	\$0.00
Fines, Licenses and Permits	\$0.00	\$0.00	\$0.00	\$0.00
Earnings on Investments	\$0.00	\$0.00	\$0.00	\$0.00
Miscellaneous	\$0.00	\$0.00	\$0.00	\$0.00
Total Revenue	\$2,850.15	\$213,003.09	\$726,911.00	\$0.00
Expenditures				
Capital Outlay - Other	\$2,850.15	\$213,003.09	\$511,057.63	\$0.00
Total Expenditures	\$2,850.15	\$213,003.09	\$511,057.63	\$0.00
Other Financing Sources & Uses				
Sources				
Sale of Bonds	\$0.00	\$0.00	\$0.00	\$0.00
Sale of Notes	\$0.00	\$0.00	\$0.00	\$0.00
Other Debt Proceeds	\$0.00	\$0.00	\$0.00	\$0.00

Financial Worksheet - Budget

TAX BUDGET 2017

Year 2016

Fund Classification: 4203 Capital Projects

Fund Name: GRIGGS RR CROSSING RELOCATION

Description	2014	2015	Current 2016	2017
Sale of Fixed Assets	\$0.00	\$0.00	\$0.00	\$0.00
Transfers - In	\$0.00	\$0.00	\$0.00	\$0.00
Advances - In	\$0.00	\$0.00	\$0.00	\$0.00
Special Items	\$0.00	\$0.00	\$0.00	\$0.00
Extraordinary Items	\$0.00	\$0.00	\$0.00	\$0.00
Other - Other Financing Sources	\$0.00	\$0.00	\$0.00	\$0.00
Uses				
Transfers - Out	\$0.00	\$0.00	\$0.00	\$0.00
Advances - Out	\$0.00	\$0.00	\$0.00	\$0.00
Contingencies	\$0.00	\$0.00	\$0.00	\$0.00
Other - Other Financing Uses	\$0.00	\$0.00	\$0.00	\$0.00
Total Other Financing Sources & Uses	\$0.00	\$0.00	\$0.00	\$0.00
Fund Balance 12/31	\$0.00	\$0.00	\$215,853.37	\$215,853.37
Less: Encumbrances 12/31	\$724,060.72	\$511,057.63	\$0.00	\$0.00
Less: Reserve Balance 12/31	\$0.00	\$0.00	\$0.00	\$0.00
Unencumbered Undesignated 12/31	-\$724,060.72	-\$511,057.63	\$215,853.37	\$215,853.37

Each Fund Balance 1/1 reflects the prior year's Fund Balance 12/31, not its Unencumbered Undesignated 12/31. Encumbrances 12/31 and Reserve Balance 12/31 should become expenditures in subsequent years.

Financial Worksheet - Budget

TAX BUDGET 2017

Year 2016

Fund Classification: 5101 Enterprise

Fund Name: Water Operating

Description	2014	2015	Current 2016	2017
Fund Balance 1/1	\$66,373.01	\$104,582.95	\$13,508.71	\$249,951.87
Fund Balance Adjustments	\$0.00	\$0.00	\$0.00	\$0.00
Revenues				
Property and Other Local Taxes				
Real Estate Tax	\$0.00	\$0.00	\$0.00	\$0.00
Personal Property Tax	\$0.00	\$0.00	\$0.00	\$0.00
Municipal Income Tax	\$0.00	\$0.00	\$0.00	\$0.00
Other - Local Taxes	\$0.00	\$0.00	\$0.00	\$0.00
State Shared Taxes				
Local Government	\$0.00	\$0.00	\$0.00	\$0.00
Inheritance Tax	\$0.00	\$0.00	\$0.00	\$0.00
Property Tax Allocation	\$0.00	\$0.00	\$0.00	\$0.00
Other - State Shared Taxes and Permits	\$0.00	\$0.00	\$0.00	\$0.00
Intergovernmental	\$0.00	\$0.00	\$0.00	\$0.00
Special Assessments	\$0.00	\$32.64	\$0.00	\$0.00
Charges for Services	\$428,832.07	\$301,704.28	\$680,959.00	\$0.00
Fines, Licenses and Permits	\$70.00	\$35.00	\$105.00	\$0.00
Earnings on Investments	\$0.00	\$0.00	\$0.00	\$0.00
Miscellaneous	\$1,378.30	\$996.05	\$0.00	\$0.00
Total Revenue	\$430,280.37	\$302,767.97	\$681,064.00	\$0.00
Expenditures				
Water - Salaries	\$106,113.11	\$105,239.82	\$80,915.67	\$0.00
Water - Other	\$259,501.76	\$282,862.23	\$358,148.17	\$0.00
Debt Service - Other	\$26,455.56	\$5,740.16	\$5,557.00	\$0.00
Total Expenditures	\$392,070.43	\$393,842.21	\$444,620.84	\$0.00
Other Financing Sources & Uses				
Sources				
Sale of Bonds	\$0.00	\$0.00	\$0.00	\$0.00

Financial Worksheet - Budget

TAX BUDGET 2017

Year 2016

Fund Classification: 5101 Enterprise

Fund Name: Water Operating

Description	2014	2015	Current 2016	2017
Sale of Notes	\$0.00	\$0.00	\$0.00	\$0.00
Other Debt Proceeds	\$0.00	\$0.00	\$0.00	\$0.00
Sale of Fixed Assets	\$0.00	\$0.00	\$0.00	\$0.00
Transfers - In	\$0.00	\$0.00	\$0.00	\$0.00
Advances - In	\$0.00	\$0.00	\$0.00	\$0.00
Special Items	\$0.00	\$0.00	\$0.00	\$0.00
Extraordinary Items	\$0.00	\$0.00	\$0.00	\$0.00
Other - Other Financing Sources	\$0.00	\$0.00	\$0.00	\$0.00
Uses				
Transfers - Out	\$0.00	\$0.00	\$0.00	\$0.00
Advances - Out	\$0.00	\$0.00	\$0.00	\$0.00
Contingencies	\$0.00	\$0.00	\$0.00	\$0.00
Other - Other Financing Uses	\$0.00	\$0.00	\$0.00	\$0.00
Total Other Financing Sources & Uses	\$0.00	\$0.00	\$0.00	\$0.00
Fund Balance 12/31	\$104,582.95	\$13,508.71	\$249,951.87	\$249,951.87
Less: Encumbrances 12/31	\$7,081.99	\$1,261.84	\$0.00	\$0.00
Less: Reserve Balance 12/31	\$0.00	\$0.00	\$0.00	\$0.00
Unencumbered Undesignated 12/31	\$97,500.96	\$12,246.87	\$249,951.87	\$249,951.87

Each Fund Balance 1/1 reflects the prior year's Fund Balance 12/31, not its Unencumbered Undesignated 12/31. Encumbrances 12/31 and Reserve Balance 12/31 should become expenditures in subsequent years.

Financial Worksheet - Budget

TAX BUDGET 2017

Year 2016

Fund Classification: 5201 Enterprise

Fund Name: Waste Water Operating

Description	2014	2015	Current 2016	2017
Fund Balance 1/1	\$77,467.04	\$155,513.20	\$310,712.15	\$106,558.37
Fund Balance Adjustments	\$0.00	\$0.00	\$0.00	\$0.00
Revenues				
Property and Other Local Taxes				
Real Estate Tax	\$0.00	\$0.00	\$0.00	\$0.00
Personal Property Tax	\$0.00	\$0.00	\$0.00	\$0.00
Municipal Income Tax	\$0.00	\$0.00	\$0.00	\$0.00
Other - Local Taxes	\$0.00	\$0.00	\$0.00	\$0.00
State Shared Taxes				
Local Government	\$0.00	\$0.00	\$0.00	\$0.00
Inheritance Tax	\$0.00	\$0.00	\$0.00	\$0.00
Property Tax Allocation	\$0.00	\$0.00	\$0.00	\$0.00
Other - State Shared Taxes and Permits	\$0.00	\$0.00	\$0.00	\$0.00
Intergovernmental	\$0.00	\$0.00	\$0.00	\$0.00
Special Assessments	\$3,294.06	\$0.00	\$0.00	\$0.00
Charges for Services	\$596,721.84	\$622,779.78	\$563,622.00	\$0.00
Fines, Licenses and Permits	\$35.00	\$0.00	\$0.00	\$0.00
Earnings on Investments	\$0.00	\$0.00	\$0.00	\$0.00
Miscellaneous	\$1,378.30	\$16,871.69	\$0.00	\$0.00
Total Revenue	\$601,429.20	\$639,651.47	\$563,622.00	\$0.00
Expenditures				
Sanitary Sewers and Sewage - Salaries	\$91,292.13	\$96,791.31	\$144,276.43	\$0.00
Sanitary Sewers and Sewage - Other	\$282,782.58	\$294,026.55	\$487,370.35	\$0.00
Debt Service - Other	\$137,675.08	\$93,634.66	\$136,129.00	\$0.00
Total Expenditures	\$511,749.79	\$484,452.52	\$767,775.78	\$0.00
Other Financing Sources & Uses				
Sources				
Sale of Bonds	\$0.00	\$0.00	\$0.00	\$0.00

Financial Worksheet - Budget

TAX BUDGET 2017

Year 2016

Fund Classification: 5201 Enterprise

Fund Name: Waste Water Operating

Description	2014	2015	Current 2016	2017
Sale of Notes	\$0.00	\$0.00	\$0.00	\$0.00
Other Debt Proceeds	\$0.00	\$0.00	\$0.00	\$0.00
Sale of Fixed Assets	\$0.00	\$0.00	\$0.00	\$0.00
Transfers - In	\$0.00	\$0.00	\$0.00	\$0.00
Advances - In	\$0.00	\$0.00	\$0.00	\$0.00
Special Items	\$0.00	\$0.00	\$0.00	\$0.00
Extraordinary Items	\$0.00	\$0.00	\$0.00	\$0.00
Other - Other Financing Sources	\$0.00	\$0.00	\$0.00	\$0.00
Uses				
Transfers - Out	-\$11,633.25	\$0.00	\$0.00	\$0.00
Advances - Out	\$0.00	\$0.00	\$0.00	\$0.00
Contingencies	\$0.00	\$0.00	\$0.00	\$0.00
Other - Other Financing Uses	\$0.00	\$0.00	\$0.00	\$0.00
Total Other Financing Sources & Uses	-\$11,633.25	\$0.00	\$0.00	\$0.00
Fund Balance 12/31	\$155,513.20	\$310,712.15	\$106,558.37	\$106,558.37
Less: Encumbrances 12/31	\$7,284.15	\$13,393.87	\$0.00	\$0.00
Less: Reserve Balance 12/31	\$0.00	\$0.00	\$0.00	\$0.00
Unencumbered Undesignated 12/31	\$148,229.05	\$297,318.28	\$106,558.37	\$106,558.37

Each Fund Balance 1/1 reflects the prior year's Fund Balance 12/31, not its Unencumbered Undesignated 12/31. Encumbrances 12/31 and Reserve Balance 12/31 should become expenditures in subsequent years.

Financial Worksheet - Budget

TAX BUDGET 2017

Year 2016

Fund Classification: 5701 Enterprise

Fund Name: Water Improvement

Description	2014	2015	Current 2016	2017
Fund Balance 1/1	\$216,652.79	\$133,566.90	\$86,540.08	\$3,626.08
Fund Balance Adjustments	\$0.00	\$0.00	\$0.00	\$0.00
Revenues				
Property and Other Local Taxes				
Real Estate Tax	\$0.00	\$0.00	\$0.00	\$0.00
Personal Property Tax	\$0.00	\$0.00	\$0.00	\$0.00
Municipal Income Tax	\$0.00	\$0.00	\$0.00	\$0.00
Other - Local Taxes	\$0.00	\$0.00	\$0.00	\$0.00
State Shared Taxes				
Local Government	\$0.00	\$0.00	\$0.00	\$0.00
Inheritance Tax	\$0.00	\$0.00	\$0.00	\$0.00
Property Tax Allocation	\$0.00	\$0.00	\$0.00	\$0.00
Other - State Shared Taxes and Permits	\$0.00	\$0.00	\$0.00	\$0.00
Intergovernmental	\$0.00	\$0.00	\$0.00	\$0.00
Special Assessments	\$0.00	\$0.00	\$0.00	\$0.00
Charges for Services	\$6,000.00	\$3,000.00	\$9,000.00	\$0.00
Fines, Licenses and Permits	\$0.00	\$0.00	\$0.00	\$0.00
Earnings on Investments	\$0.00	\$0.00	\$0.00	\$0.00
Miscellaneous	\$0.00	\$0.00	\$0.00	\$0.00
Total Revenue	\$6,000.00	\$3,000.00	\$9,000.00	\$0.00
Expenditures				
Capital Outlay - Other	\$89,085.89	\$50,026.82	\$91,914.00	\$0.00
Total Expenditures	\$89,085.89	\$50,026.82	\$91,914.00	\$0.00
Other Financing Sources & Uses				
Sources				
Sale of Bonds	\$0.00	\$0.00	\$0.00	\$0.00
Sale of Notes	\$0.00	\$0.00	\$0.00	\$0.00
Other Debt Proceeds	\$0.00	\$0.00	\$0.00	\$0.00

Financial Worksheet - Budget

TAX BUDGET 2017

Year 2016

Fund Classification: 5701 Enterprise

Fund Name: Water Improvement

Description	2014	2015	Current 2016	2017
Sale of Fixed Assets	\$0.00	\$0.00	\$0.00	\$0.00
Transfers - In	\$0.00	\$0.00	\$0.00	\$0.00
Advances - In	\$0.00	\$0.00	\$0.00	\$0.00
Special Items	\$0.00	\$0.00	\$0.00	\$0.00
Extraordinary Items	\$0.00	\$0.00	\$0.00	\$0.00
Other - Other Financing Sources	\$0.00	\$0.00	\$0.00	\$0.00
Uses				
Transfers - Out	\$0.00	\$0.00	\$0.00	\$0.00
Advances - Out	\$0.00	\$0.00	\$0.00	\$0.00
Contingencies	\$0.00	\$0.00	\$0.00	\$0.00
Other - Other Financing Uses	\$0.00	\$0.00	\$0.00	\$0.00
Total Other Financing Sources & Uses	\$0.00	\$0.00	\$0.00	\$0.00
Fund Balance 12/31	\$133,566.90	\$86,540.08	\$3,626.08	\$3,626.08
Less: Encumbrances 12/31	\$551.18	\$0.00	\$0.00	\$0.00
Less: Reserve Balance 12/31	\$0.00	\$0.00	\$0.00	\$0.00
Unencumbered Undesignated 12/31	\$133,015.72	\$86,540.08	\$3,626.08	\$3,626.08

Each Fund Balance 1/1 reflects the prior year's Fund Balance 12/31, not its Unencumbered Undesignated 12/31. Encumbrances 12/31 and Reserve Balance 12/31 should become expenditures in subsequent years.

Financial Worksheet - Budget

TAX BUDGET 2017

Year 2016

Fund Classification: 5702 Enterprise

Fund Name: Sewer Improvement

Description	2014	2015	Current 2016	2017
Fund Balance 1/1	\$142,555.81	\$134,829.77	\$117,160.19	\$60,233.82
Fund Balance Adjustments	\$0.00	\$0.00	\$0.00	\$0.00
Revenues				
Property and Other Local Taxes				
Real Estate Tax	\$0.00	\$0.00	\$0.00	\$0.00
Personal Property Tax	\$0.00	\$0.00	\$0.00	\$0.00
Municipal Income Tax	\$0.00	\$0.00	\$0.00	\$0.00
Other - Local Taxes	\$0.00	\$0.00	\$0.00	\$0.00
State Shared Taxes				
Local Government	\$0.00	\$0.00	\$0.00	\$0.00
Inheritance Tax	\$0.00	\$0.00	\$0.00	\$0.00
Property Tax Allocation	\$0.00	\$0.00	\$0.00	\$0.00
Other - State Shared Taxes and Permits	\$0.00	\$0.00	\$0.00	\$0.00
Intergovernmental	\$610,192.15	\$377,258.76	\$933,119.00	\$0.00
Special Assessments	\$0.00	\$0.00	\$0.00	\$0.00
Charges for Services	\$4,000.00	\$0.00	\$9,000.00	\$0.00
Fines, Licenses and Permits	\$0.00	\$0.00	\$0.00	\$0.00
Earnings on Investments	\$0.00	\$0.00	\$0.00	\$0.00
Miscellaneous	\$0.00	\$0.00	\$0.00	\$0.00
Total Revenue	\$614,192.15	\$377,258.76	\$942,119.00	\$0.00
Expenditures				
Sanitary Sewers and Sewage - Other	\$611,278.92	\$376,876.26	\$14,728,212.12	\$0.00
Storm Sewers and Drains - Other	\$0.00	\$0.00	\$0.00	\$0.00
Capital Outlay - Other	\$10,639.27	\$15,912.81	\$142,556.00	\$0.00
Debt Service - Other	\$0.00	\$2,139.27	\$0.00	\$0.00
Total Expenditures	\$621,918.19	\$394,928.34	\$14,870,768.12	\$0.00
Other Financing Sources & Uses				
Sources				

Financial Worksheet - Budget

TAX BUDGET 2017

Year 2016

Fund Classification: 5702 Enterprise

Fund Name: Sewer Improvement

Description	2014	2015	Current 2016	2017
Sale of Bonds	\$0.00	\$0.00	\$0.00	\$0.00
Sale of Notes	\$0.00	\$0.00	\$0.00	\$0.00
Other Debt Proceeds	\$0.00	\$0.00	\$13,871,722.75	\$0.00
Sale of Fixed Assets	\$0.00	\$0.00	\$0.00	\$0.00
Transfers - In	\$0.00	\$0.00	\$0.00	\$0.00
Advances - In	\$0.00	\$0.00	\$0.00	\$0.00
Special Items	\$0.00	\$0.00	\$0.00	\$0.00
Extraordinary Items	\$0.00	\$0.00	\$0.00	\$0.00
Other - Other Financing Sources	\$0.00	\$0.00	\$0.00	\$0.00
Uses				
Transfers - Out	\$0.00	\$0.00	\$0.00	\$0.00
Advances - Out	\$0.00	\$0.00	\$0.00	\$0.00
Contingencies	\$0.00	\$0.00	\$0.00	\$0.00
Other - Other Financing Uses	\$0.00	\$0.00	\$0.00	\$0.00
Total Other Financing Sources & Uses	\$0.00	\$0.00	\$13,871,722.75	\$0.00
Fund Balance 12/31	\$134,829.77	\$117,160.19	\$60,233.82	\$60,233.82
Less: Encumbrances 12/31	\$470,670.13	\$93,093.87	\$0.00	\$0.00
Less: Reserve Balance 12/31	\$0.00	\$0.00	\$0.00	\$0.00
Unencumbered Undesignated 12/31	<u>-\$335,840.36</u>	<u>\$24,066.32</u>	<u>\$60,233.82</u>	<u>\$60,233.82</u>

Each Fund Balance 1/1 reflects the prior year's Fund Balance 12/31, not its Unencumbered Undesignated 12/31. Encumbrances 12/31 and Reserve Balance 12/31 should become expenditures in subsequent years.

Financial Worksheet - Budget

TAX BUDGET 2017

Year 2016

Fund Classification: 5703 Enterprise

Fund Name: RANDOLPH ST STORMWATER IMPROVEMENT

Description	2014	2015	Current 2016	2017
Fund Balance 1/1	\$548.30	\$548.30	\$548.30	\$0.30
Fund Balance Adjustments	\$0.00	\$0.00	\$0.00	\$0.00
Revenues				
Property and Other Local Taxes				
Real Estate Tax	\$0.00	\$0.00	\$0.00	\$0.00
Personal Property Tax	\$0.00	\$0.00	\$0.00	\$0.00
Municipal Income Tax	\$0.00	\$0.00	\$0.00	\$0.00
Other - Local Taxes	\$0.00	\$0.00	\$0.00	\$0.00
State Shared Taxes				
Local Government	\$0.00	\$0.00	\$0.00	\$0.00
Inheritance Tax	\$0.00	\$0.00	\$0.00	\$0.00
Property Tax Allocation	\$0.00	\$0.00	\$0.00	\$0.00
Other - State Shared Taxes and Permits	\$0.00	\$0.00	\$0.00	\$0.00
Intergovernmental	\$0.00	\$0.00	\$0.00	\$0.00
Special Assessments	\$0.00	\$0.00	\$0.00	\$0.00
Charges for Services	\$0.00	\$0.00	\$0.00	\$0.00
Fines, Licenses and Permits	\$0.00	\$0.00	\$0.00	\$0.00
Earnings on Investments	\$0.00	\$0.00	\$0.00	\$0.00
Miscellaneous	\$0.00	\$0.00	\$0.00	\$0.00
Total Revenue	\$0.00	\$0.00	\$0.00	\$0.00
Expenditures				
Capital Outlay - Other	\$0.00	\$0.00	\$548.00	\$0.00
Total Expenditures	\$0.00	\$0.00	\$548.00	\$0.00
Other Financing Sources & Uses				
Sources				
Sale of Bonds	\$0.00	\$0.00	\$0.00	\$0.00
Sale of Notes	\$0.00	\$0.00	\$0.00	\$0.00
Other Debt Proceeds	\$0.00	\$0.00	\$0.00	\$0.00

Financial Worksheet - Budget

TAX BUDGET 2017

Year 2016

Fund Classification: 5703 Enterprise

Fund Name: RANDOLPH ST STORMWATER IMPROVEMENT

Description	2014	2015	Current 2016	2017
Sale of Fixed Assets	\$0.00	\$0.00	\$0.00	\$0.00
Transfers - In	\$0.00	\$0.00	\$0.00	\$0.00
Advances - In	\$0.00	\$0.00	\$0.00	\$0.00
Special Items	\$0.00	\$0.00	\$0.00	\$0.00
Extraordinary Items	\$0.00	\$0.00	\$0.00	\$0.00
Other - Other Financing Sources	\$0.00	\$0.00	\$0.00	\$0.00
Uses				
Transfers - Out	\$0.00	\$0.00	\$0.00	\$0.00
Advances - Out	\$0.00	\$0.00	\$0.00	\$0.00
Contingencies	\$0.00	\$0.00	\$0.00	\$0.00
Other - Other Financing Uses	\$0.00	\$0.00	\$0.00	\$0.00
Total Other Financing Sources & Uses	\$0.00	\$0.00	\$0.00	\$0.00
Fund Balance 12/31	\$548.30	\$548.30	\$0.30	\$0.30
Less: Encumbrances 12/31	\$0.00	\$0.00	\$0.00	\$0.00
Less: Reserve Balance 12/31	\$0.00	\$0.00	\$0.00	\$0.00
Unencumbered Undesignated 12/31	\$548.30	\$548.30	\$0.30	\$0.30

Each Fund Balance 1/1 reflects the prior year's Fund Balance 12/31, not its Unencumbered Undesignated 12/31. Encumbrances 12/31 and Reserve Balance 12/31 should become expenditures in subsequent years.

Financial Worksheet - Budget

TAX BUDGET 2017

Year 2016

Fund Classification: 5704 Enterprise

Fund Name: STORM SEWER IMPROVEMENT

Description	2014	2015	Current 2016	2017
Fund Balance 1/1	\$142,775.16	\$188,293.86	\$84,450.28	\$260.18
Fund Balance Adjustments	\$0.00	\$0.00	\$0.00	\$0.00
Revenues				
Property and Other Local Taxes				
Real Estate Tax	\$0.00	\$0.00	\$0.00	\$0.00
Personal Property Tax	\$0.00	\$0.00	\$0.00	\$0.00
Municipal Income Tax	\$0.00	\$0.00	\$0.00	\$0.00
Other - Local Taxes	\$0.00	\$0.00	\$0.00	\$0.00
State Shared Taxes				
Local Government	\$0.00	\$0.00	\$0.00	\$0.00
Inheritance Tax	\$0.00	\$0.00	\$0.00	\$0.00
Property Tax Allocation	\$0.00	\$0.00	\$0.00	\$0.00
Other - State Shared Taxes and Permits	\$0.00	\$0.00	\$0.00	\$0.00
Intergovernmental	\$0.00	\$0.00	\$0.00	\$0.00
Special Assessments	\$0.00	\$0.00	\$0.00	\$0.00
Charges for Services	\$84,267.73	\$87,464.01	\$88,022.00	\$0.00
Fines, Licenses and Permits	\$0.00	\$0.00	\$0.00	\$0.00
Earnings on Investments	\$0.00	\$0.00	\$0.00	\$0.00
Miscellaneous	\$0.00	\$3,040.02	\$0.00	\$0.00
Total Revenue	\$84,267.73	\$90,504.03	\$88,022.00	\$0.00
Expenditures				
Storm Sewers and Drains - Salaries	\$0.00	\$0.00	\$0.00	\$0.00
Storm Sewers and Drains - Salaries	\$0.00	\$7,462.82	\$47.58	\$0.00
Storm Sewers and Drains - Other	\$0.00	\$169,901.19	\$101,305.52	\$0.00
Capital Outlay - Salaries	\$0.00	\$0.00	\$0.00	\$0.00
Capital Outlay - Other	\$34,109.06	\$9,798.94	\$63,427.00	\$0.00
Debt Service - Other	\$4,639.97	\$7,184.66	\$7,432.00	\$0.00
Total Expenditures	\$38,749.03	\$194,347.61	\$172,212.10	\$0.00

Financial Worksheet - Budget

TAX BUDGET 2017

Year 2016

Fund Classification: 5704 Enterprise

Fund Name: STORM SEWER IMPROVEMENT

Description	2014	2015	Current 2016	2017
Other Financing Sources & Uses				
Sources				
Sale of Bonds	\$0.00	\$0.00	\$0.00	\$0.00
Sale of Notes	\$0.00	\$0.00	\$0.00	\$0.00
Other Debt Proceeds	\$0.00	\$0.00	\$0.00	\$0.00
Sale of Fixed Assets	\$0.00	\$0.00	\$0.00	\$0.00
Transfers - In	\$0.00	\$0.00	\$0.00	\$0.00
Advances - In	\$0.00	\$0.00	\$0.00	\$0.00
Special Items	\$0.00	\$0.00	\$0.00	\$0.00
Extraordinary Items	\$0.00	\$0.00	\$0.00	\$0.00
Other - Other Financing Sources	\$0.00	\$0.00	\$0.00	\$0.00
Uses				
Transfers - Out	\$0.00	\$0.00	\$0.00	\$0.00
Advances - Out	\$0.00	\$0.00	\$0.00	\$0.00
Contingencies	\$0.00	\$0.00	\$0.00	\$0.00
Other - Other Financing Uses	\$0.00	\$0.00	\$0.00	\$0.00
Total Other Financing Sources & Uses	\$0.00	\$0.00	\$0.00	\$0.00
Fund Balance 12/31	\$188,293.86	\$84,450.28	\$260.18	\$260.18
Less: Encumbrances 12/31	\$6,667.13	\$69,151.10	\$0.00	\$0.00
Less: Reserve Balance 12/31	\$0.00	\$0.00	\$0.00	\$0.00
Unencumbered Undesignated 12/31	\$181,626.73	\$15,299.18	\$260.18	\$260.18

Each Fund Balance 1/1 reflects the prior year's Fund Balance 12/31, not its Unencumbered Undesignated 12/31. Encumbrances 12/31 and Reserve Balance 12/31 should become expenditures in subsequent years.

Financial Worksheet - Budget

TAX BUDGET 2017

Year 2016

Fund Classification: 5721 Enterprise

Fund Name: FmHA Sinking Fund

Description	2014	2015	Current 2016	2017
Fund Balance 1/1	\$25,645.75	\$0.34	\$0.34	\$0.34
Fund Balance Adjustments	\$0.00	\$0.00	\$0.00	\$0.00
Revenues				
Property and Other Local Taxes				
Real Estate Tax	\$0.00	\$0.00	\$0.00	\$0.00
Personal Property Tax	\$0.00	\$0.00	\$0.00	\$0.00
Municipal Income Tax	\$0.00	\$0.00	\$0.00	\$0.00
Other - Local Taxes	\$0.00	\$0.00	\$0.00	\$0.00
State Shared Taxes				
Local Government	\$0.00	\$0.00	\$0.00	\$0.00
Inheritance Tax	\$0.00	\$0.00	\$0.00	\$0.00
Property Tax Allocation	\$0.00	\$0.00	\$0.00	\$0.00
Other - State Shared Taxes and Permits	\$0.00	\$0.00	\$0.00	\$0.00
Intergovernmental	\$0.00	\$0.00	\$0.00	\$0.00
Special Assessments	\$0.00	\$0.00	\$0.00	\$0.00
Charges for Services	\$0.00	\$0.00	\$0.00	\$0.00
Fines, Licenses and Permits	\$0.00	\$0.00	\$0.00	\$0.00
Earnings on Investments	\$0.00	\$0.00	\$0.00	\$0.00
Miscellaneous	\$0.00	\$0.00	\$0.00	\$0.00
Total Revenue	\$0.00	\$0.00	\$0.00	\$0.00
Expenditures				
Debt Service - Other	\$37,278.66	\$0.00	\$0.00	\$0.00
Total Expenditures	\$37,278.66	\$0.00	\$0.00	\$0.00
Other Financing Sources & Uses				
Sources				
Sale of Bonds	\$0.00	\$0.00	\$0.00	\$0.00
Sale of Notes	\$0.00	\$0.00	\$0.00	\$0.00
Other Debt Proceeds	\$0.00	\$0.00	\$0.00	\$0.00

Financial Worksheet - Budget

TAX BUDGET 2017

Year 2016

Fund Classification: 5721 Enterprise

Fund Name: FmHA Sinking Fund

Description	2014	2015	Current 2016	2017
Sale of Fixed Assets	\$0.00	\$0.00	\$0.00	\$0.00
Transfers - In	\$11,633.25	\$0.00	\$0.00	\$0.00
Advances - In	\$0.00	\$0.00	\$0.00	\$0.00
Special Items	\$0.00	\$0.00	\$0.00	\$0.00
Extraordinary Items	\$0.00	\$0.00	\$0.00	\$0.00
Other - Other Financing Sources	\$0.00	\$0.00	\$0.00	\$0.00
Uses				
Transfers - Out	\$0.00	\$0.00	\$0.00	\$0.00
Advances - Out	\$0.00	\$0.00	\$0.00	\$0.00
Contingencies	\$0.00	\$0.00	\$0.00	\$0.00
Other - Other Financing Uses	\$0.00	\$0.00	\$0.00	\$0.00
Total Other Financing Sources & Uses	\$11,633.25	\$0.00	\$0.00	\$0.00
Fund Balance 12/31	\$0.34	\$0.34	\$0.34	\$0.34
Less: Encumbrances 12/31	\$0.00	\$0.00	\$0.00	\$0.00
Less: Reserve Balance 12/31	\$0.00	\$0.00	\$0.00	\$0.00
Unencumbered Undesignated 12/31	\$0.34	\$0.34	\$0.34	\$0.34

Each Fund Balance 1/1 reflects the prior year's Fund Balance 12/31, not its Unencumbered Undesignated 12/31. Encumbrances 12/31 and Reserve Balance 12/31 should become expenditures in subsequent years.

Financial Worksheet - Budget

TAX BUDGET 2017

Year 2016

Fund Classification: 5741 Enterprise

Fund Name: FmHA Debt Reserve

Description	2014	2015	Current 2016	2017
Fund Balance 1/1	\$25,000.00	\$25,000.00	\$25,000.00	\$0.00
Fund Balance Adjustments	\$0.00	\$0.00	\$0.00	\$0.00
Revenues				
Property and Other Local Taxes				
Real Estate Tax	\$0.00	\$0.00	\$0.00	\$0.00
Personal Property Tax	\$0.00	\$0.00	\$0.00	\$0.00
Municipal Income Tax	\$0.00	\$0.00	\$0.00	\$0.00
Other - Local Taxes	\$0.00	\$0.00	\$0.00	\$0.00
State Shared Taxes				
Local Government	\$0.00	\$0.00	\$0.00	\$0.00
Inheritance Tax	\$0.00	\$0.00	\$0.00	\$0.00
Property Tax Allocation	\$0.00	\$0.00	\$0.00	\$0.00
Other - State Shared Taxes and Permits	\$0.00	\$0.00	\$0.00	\$0.00
Intergovernmental	\$0.00	\$0.00	\$0.00	\$0.00
Special Assessments	\$0.00	\$0.00	\$0.00	\$0.00
Charges for Services	\$0.00	\$0.00	\$0.00	\$0.00
Fines, Licenses and Permits	\$0.00	\$0.00	\$0.00	\$0.00
Earnings on Investments	\$0.00	\$0.00	\$0.00	\$0.00
Miscellaneous	\$0.00	\$0.00	\$0.00	\$0.00
Total Revenue	\$0.00	\$0.00	\$0.00	\$0.00
Expenditures				
Debt Service - Other	\$0.00	\$0.00	\$25,000.00	\$0.00
Total Expenditures	\$0.00	\$0.00	\$25,000.00	\$0.00
Other Financing Sources & Uses				
Sources				
Sale of Bonds	\$0.00	\$0.00	\$0.00	\$0.00
Sale of Notes	\$0.00	\$0.00	\$0.00	\$0.00
Other Debt Proceeds	\$0.00	\$0.00	\$0.00	\$0.00

Financial Worksheet - Budget

TAX BUDGET 2017

Year 2016

Fund Classification: 5741 Enterprise

Fund Name: FmHA Debt Reserve

Description	2014	2015	Current 2016	2017
Sale of Fixed Assets	\$0.00	\$0.00	\$0.00	\$0.00
Transfers - In	\$0.00	\$0.00	\$0.00	\$0.00
Advances - In	\$0.00	\$0.00	\$0.00	\$0.00
Special Items	\$0.00	\$0.00	\$0.00	\$0.00
Extraordinary Items	\$0.00	\$0.00	\$0.00	\$0.00
Other - Other Financing Sources	\$0.00	\$0.00	\$0.00	\$0.00
Uses				
Transfers - Out	\$0.00	\$0.00	\$0.00	\$0.00
Advances - Out	\$0.00	\$0.00	\$0.00	\$0.00
Contingencies	\$0.00	\$0.00	\$0.00	\$0.00
Other - Other Financing Uses	\$0.00	\$0.00	\$0.00	\$0.00
Total Other Financing Sources & Uses	\$0.00	\$0.00	\$0.00	\$0.00
Fund Balance 12/31	\$25,000.00	\$25,000.00	\$0.00	\$0.00
Less: Encumbrances 12/31	\$0.00	\$0.00	\$0.00	\$0.00
Less: Reserve Balance 12/31	\$0.00	\$0.00	\$0.00	\$0.00
Unencumbered Undesignated 12/31	\$25,000.00	\$25,000.00	\$0.00	\$0.00

Each Fund Balance 1/1 reflects the prior year's Fund Balance 12/31, not its Unencumbered Undesignated 12/31. Encumbrances 12/31 and Reserve Balance 12/31 should become expenditures in subsequent years.

Financial Worksheet - Budget

TAX BUDGET 2017

Year 2016

Fund Classification: 5742 Enterprise

Fund Name: FmHA Debt Surplus

Description	2014	2015	Current 2016	2017
Fund Balance 1/1	\$25,000.00	\$25,000.00	\$25,000.00	\$0.00
Fund Balance Adjustments	\$0.00	\$0.00	\$0.00	\$0.00
Revenues				
Property and Other Local Taxes				
Real Estate Tax	\$0.00	\$0.00	\$0.00	\$0.00
Personal Property Tax	\$0.00	\$0.00	\$0.00	\$0.00
Municipal Income Tax	\$0.00	\$0.00	\$0.00	\$0.00
Other - Local Taxes	\$0.00	\$0.00	\$0.00	\$0.00
State Shared Taxes				
Local Government	\$0.00	\$0.00	\$0.00	\$0.00
Inheritance Tax	\$0.00	\$0.00	\$0.00	\$0.00
Property Tax Allocation	\$0.00	\$0.00	\$0.00	\$0.00
Other - State Shared Taxes and Permits	\$0.00	\$0.00	\$0.00	\$0.00
Intergovernmental	\$0.00	\$0.00	\$0.00	\$0.00
Special Assessments	\$0.00	\$0.00	\$0.00	\$0.00
Charges for Services	\$0.00	\$0.00	\$0.00	\$0.00
Fines, Licenses and Permits	\$0.00	\$0.00	\$0.00	\$0.00
Earnings on Investments	\$0.00	\$0.00	\$0.00	\$0.00
Miscellaneous	\$0.00	\$0.00	\$0.00	\$0.00
Total Revenue	\$0.00	\$0.00	\$0.00	\$0.00
Expenditures				
Debt Service - Other	\$0.00	\$0.00	\$25,000.00	\$0.00
Total Expenditures	\$0.00	\$0.00	\$25,000.00	\$0.00
Other Financing Sources & Uses				
Sources				
Sale of Bonds	\$0.00	\$0.00	\$0.00	\$0.00
Sale of Notes	\$0.00	\$0.00	\$0.00	\$0.00
Other Debt Proceeds	\$0.00	\$0.00	\$0.00	\$0.00

Financial Worksheet - Budget

TAX BUDGET 2017

Year 2016

Fund Classification: 5742 Enterprise

Fund Name: FmHA Debt Surplus

Description	2014	2015	Current 2016	2017
Sale of Fixed Assets	\$0.00	\$0.00	\$0.00	\$0.00
Transfers - In	\$0.00	\$0.00	\$0.00	\$0.00
Advances - In	\$0.00	\$0.00	\$0.00	\$0.00
Special Items	\$0.00	\$0.00	\$0.00	\$0.00
Extraordinary Items	\$0.00	\$0.00	\$0.00	\$0.00
Other - Other Financing Sources	\$0.00	\$0.00	\$0.00	\$0.00
Uses				
Transfers - Out	\$0.00	\$0.00	\$0.00	\$0.00
Advances - Out	\$0.00	\$0.00	\$0.00	\$0.00
Contingencies	\$0.00	\$0.00	\$0.00	\$0.00
Other - Other Financing Uses	\$0.00	\$0.00	\$0.00	\$0.00
Total Other Financing Sources & Uses	\$0.00	\$0.00	\$0.00	\$0.00
Fund Balance 12/31	\$25,000.00	\$25,000.00	\$0.00	\$0.00
Less: Encumbrances 12/31	\$0.00	\$0.00	\$0.00	\$0.00
Less: Reserve Balance 12/31	\$0.00	\$0.00	\$0.00	\$0.00
Unencumbered Undesignated 12/31	\$25,000.00	\$25,000.00	\$0.00	\$0.00

Each Fund Balance 1/1 reflects the prior year's Fund Balance 12/31, not its Unencumbered Undesignated 12/31. Encumbrances 12/31 and Reserve Balance 12/31 should become expenditures in subsequent years.

Financial Worksheet - Budget

TAX BUDGET 2017

Year 2016

Fund Classification: 5781 Enterprise

Fund Name: Enterprise Deposit Fund

Description	2014	2015	Current 2016	2017
Fund Balance 1/1	\$7,408.88	\$8,945.49	\$8,722.21	\$1,314.21
Fund Balance Adjustments	\$0.00	\$0.00	\$0.00	\$0.00
Revenues				
Property and Other Local Taxes				
Real Estate Tax	\$0.00	\$0.00	\$0.00	\$0.00
Personal Property Tax	\$0.00	\$0.00	\$0.00	\$0.00
Municipal Income Tax	\$0.00	\$0.00	\$0.00	\$0.00
Other - Local Taxes	\$0.00	\$0.00	\$0.00	\$0.00
State Shared Taxes				
Local Government	\$0.00	\$0.00	\$0.00	\$0.00
Inheritance Tax	\$0.00	\$0.00	\$0.00	\$0.00
Property Tax Allocation	\$0.00	\$0.00	\$0.00	\$0.00
Other - State Shared Taxes and Permits	\$0.00	\$0.00	\$0.00	\$0.00
Intergovernmental	\$0.00	\$0.00	\$0.00	\$0.00
Special Assessments	\$0.00	\$0.00	\$0.00	\$0.00
Charges for Services	\$2,625.00	\$3,000.00	\$3,600.00	\$0.00
Fines, Licenses and Permits	\$0.00	\$0.00	\$0.00	\$0.00
Earnings on Investments	\$0.00	\$0.00	\$0.00	\$0.00
Miscellaneous	\$0.00	\$0.00	\$0.00	\$0.00
Total Revenue	\$2,625.00	\$3,000.00	\$3,600.00	\$0.00
Expenditures				
Other Basic Utility Service - Other	\$1,088.39	\$3,223.28	\$11,008.00	\$0.00
Total Expenditures	\$1,088.39	\$3,223.28	\$11,008.00	\$0.00
Other Financing Sources & Uses				
Sources				
Sale of Bonds	\$0.00	\$0.00	\$0.00	\$0.00
Sale of Notes	\$0.00	\$0.00	\$0.00	\$0.00
Other Debt Proceeds	\$0.00	\$0.00	\$0.00	\$0.00

Financial Worksheet - Budget

TAX BUDGET 2017

Year 2016

Fund Classification: 5781 Enterprise

Fund Name: Enterprise Deposit Fund

Description	2014	2015	Current 2016	2017
Sale of Fixed Assets	\$0.00	\$0.00	\$0.00	\$0.00
Transfers - In	\$0.00	\$0.00	\$0.00	\$0.00
Advances - In	\$0.00	\$0.00	\$0.00	\$0.00
Special Items	\$0.00	\$0.00	\$0.00	\$0.00
Extraordinary Items	\$0.00	\$0.00	\$0.00	\$0.00
Other - Other Financing Sources	\$0.00	\$0.00	\$0.00	\$0.00
Uses				
Transfers - Out	\$0.00	\$0.00	\$0.00	\$0.00
Advances - Out	\$0.00	\$0.00	\$0.00	\$0.00
Contingencies	\$0.00	\$0.00	\$0.00	\$0.00
Other - Other Financing Uses	\$0.00	\$0.00	\$0.00	\$0.00
Total Other Financing Sources & Uses	\$0.00	\$0.00	\$0.00	\$0.00
Fund Balance 12/31	\$8,945.49	\$8,722.21	\$1,314.21	\$1,314.21
Less: Encumbrances 12/31	\$0.00	\$0.00	\$0.00	\$0.00
Less: Reserve Balance 12/31	\$0.00	\$0.00	\$0.00	\$0.00
Unencumbered Undesignated 12/31	\$8,945.49	\$8,722.21	\$1,314.21	\$1,314.21

Each Fund Balance 1/1 reflects the prior year's Fund Balance 12/31, not its Unencumbered Undesignated 12/31. Encumbrances 12/31 and Reserve Balance 12/31 should become expenditures in subsequent years.

Financial Worksheet - Budget

TAX BUDGET 2017

Year 2016

Fund Classification: 9901 Agency

Fund Name: DEVELOPER REVOLVING FUND

Description	2014	2015	Current 2016	2017
Fund Balance 1/1	\$12,612.82	\$12,612.82	\$12,612.82	\$0.82
Fund Balance Adjustments	\$0.00	\$0.00	\$0.00	\$0.00
Revenues				
Property and Other Local Taxes				
Real Estate Tax	\$0.00	\$0.00	\$0.00	\$0.00
Personal Property Tax	\$0.00	\$0.00	\$0.00	\$0.00
Municipal Income Tax	\$0.00	\$0.00	\$0.00	\$0.00
Other - Local Taxes	\$0.00	\$0.00	\$0.00	\$0.00
State Shared Taxes				
Local Government	\$0.00	\$0.00	\$0.00	\$0.00
Inheritance Tax	\$0.00	\$0.00	\$0.00	\$0.00
Property Tax Allocation	\$0.00	\$0.00	\$0.00	\$0.00
Other - State Shared Taxes and Permits	\$0.00	\$0.00	\$0.00	\$0.00
Intergovernmental	\$0.00	\$0.00	\$0.00	\$0.00
Special Assessments	\$0.00	\$0.00	\$0.00	\$0.00
Charges for Services	\$0.00	\$0.00	\$0.00	\$0.00
Fines, Licenses and Permits	\$0.00	\$0.00	\$0.00	\$0.00
Earnings on Investments	\$0.00	\$0.00	\$0.00	\$0.00
Miscellaneous	\$0.00	\$0.00	\$0.00	\$0.00
Total Revenue	\$0.00	\$0.00	\$0.00	\$0.00
Expenditures				
Other General Government - Other	\$0.00	\$0.00	\$12,612.00	\$0.00
Total Expenditures	\$0.00	\$0.00	\$12,612.00	\$0.00
Other Financing Sources & Uses				
Sources				
Sale of Bonds	\$0.00	\$0.00	\$0.00	\$0.00
Sale of Notes	\$0.00	\$0.00	\$0.00	\$0.00
Other Debt Proceeds	\$0.00	\$0.00	\$0.00	\$0.00

Financial Worksheet - Budget

TAX BUDGET 2017

Year 2016

Fund Classification: 9901 Agency

Fund Name: DEVELOPER REVOLVING FUND

Description	2014	2015	Current 2016	2017
Sale of Fixed Assets	\$0.00	\$0.00	\$0.00	\$0.00
Transfers - In	\$0.00	\$0.00	\$0.00	\$0.00
Advances - In	\$0.00	\$0.00	\$0.00	\$0.00
Special Items	\$0.00	\$0.00	\$0.00	\$0.00
Extraordinary Items	\$0.00	\$0.00	\$0.00	\$0.00
Other - Other Financing Sources	\$0.00	\$0.00	\$0.00	\$0.00
Uses				
Transfers - Out	\$0.00	\$0.00	\$0.00	\$0.00
Advances - Out	\$0.00	\$0.00	\$0.00	\$0.00
Contingencies	\$0.00	\$0.00	\$0.00	\$0.00
Other - Other Financing Uses	\$0.00	\$0.00	\$0.00	\$0.00
Total Other Financing Sources & Uses	\$0.00	\$0.00	\$0.00	\$0.00
Fund Balance 12/31	\$12,612.82	\$12,612.82	\$0.82	\$0.82
Less: Encumbrances 12/31	\$0.00	\$0.00	\$0.00	\$0.00
Less: Reserve Balance 12/31	\$0.00	\$0.00	\$0.00	\$0.00
Unencumbered Undesignated 12/31	\$12,612.82	\$12,612.82	\$0.82	\$0.82

Each Fund Balance 1/1 reflects the prior year's Fund Balance 12/31, not its Unencumbered Undesignated 12/31. Encumbrances 12/31 and Reserve Balance 12/31 should become expenditures in subsequent years.